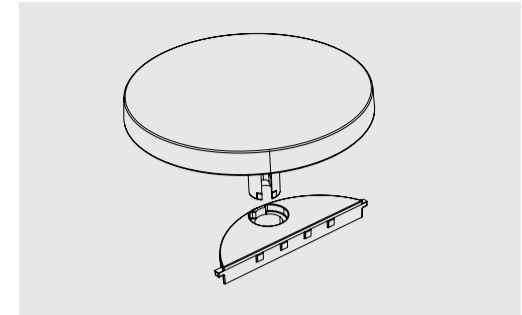
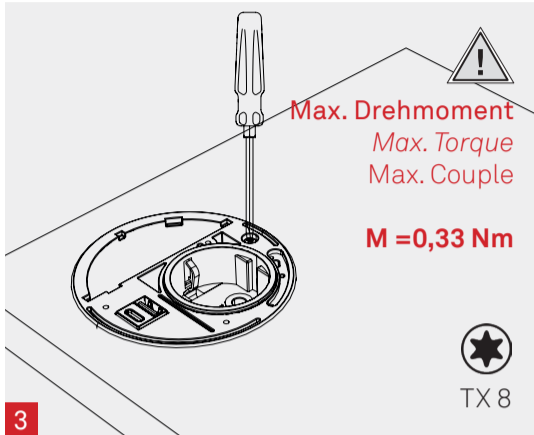
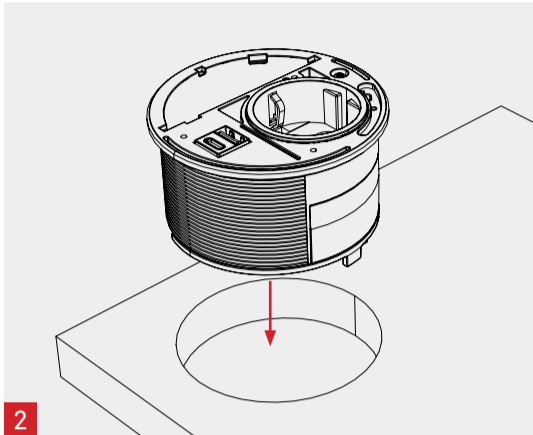
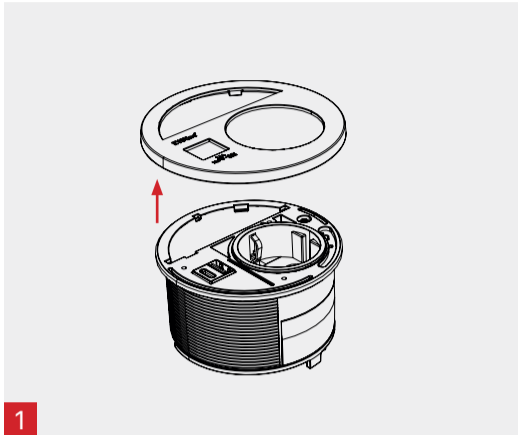


EVoline® Circle80 Hide / DisQ

Bedienungs- und Montageanleitung
Operating and assembly instructions
Instructions d'utilisation et d'installation



Einbauanleitung | Installation Instructions | Guide d'installation



EVoline®

Schulte Elektrotechnik GmbH & Co. KG

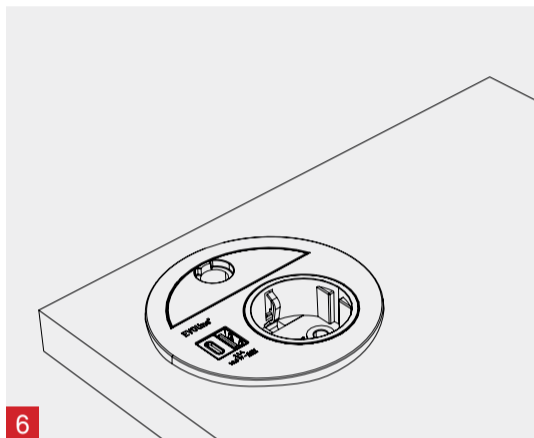
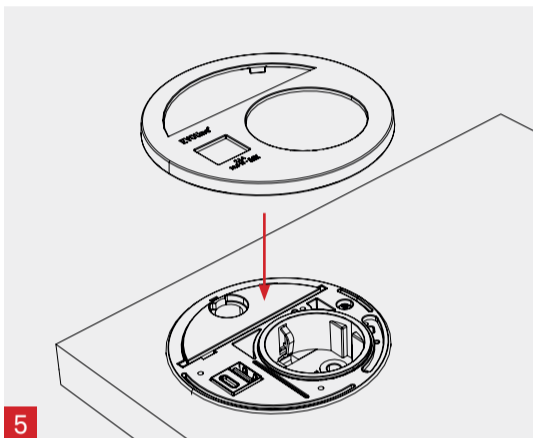
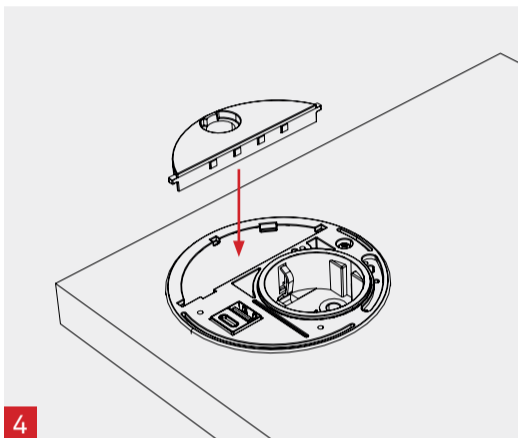
Jüngerstraße 21
 D-58515 Lüdenscheid
 Telefon +49 23 51 / 94 81-0
 Telefax +49 23 51 / 4 26 58
 Email info@schulte.com

www.evoline.com

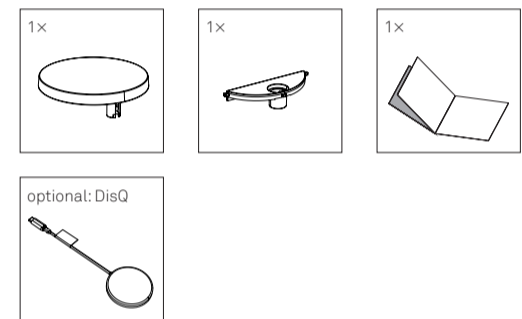
Stand 07/2022
 Technische Änderungen vorbehalten

schulte invented and made by
 elektrotechnik Schulte Elektrotechnik,
 Lüdenscheid, Germany

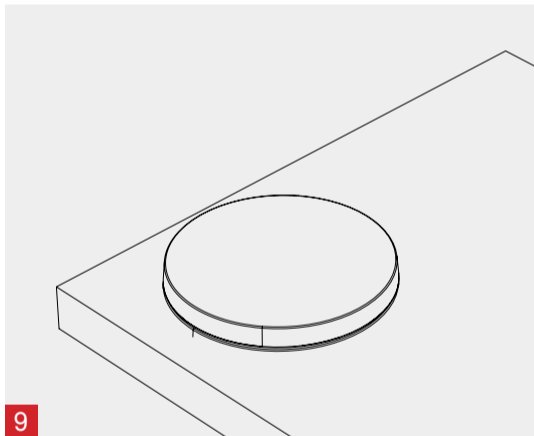
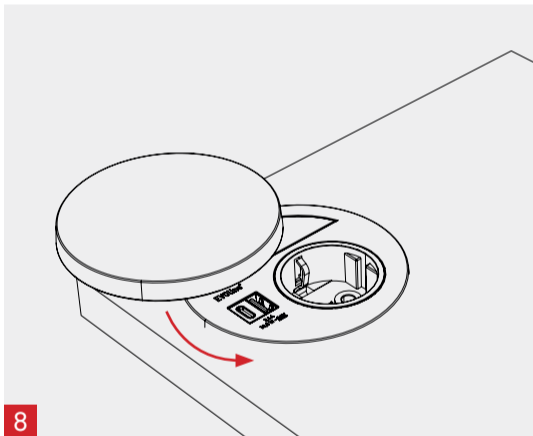
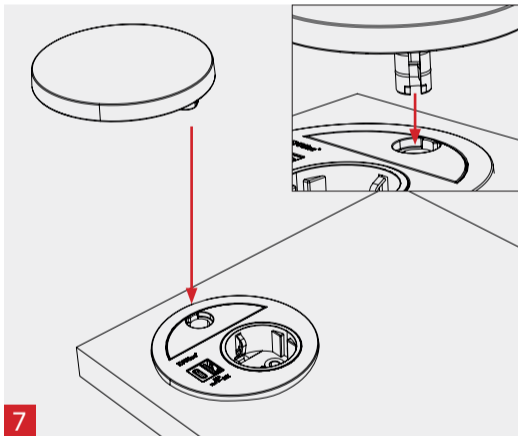
7040 2200 0000



Lieferumfang | Box Contents | Contenu de la livraison



Ausführung Hide | Version Hide | Version Hide



Die aktuellen Bedienungs- und Montageanleitungen finden Sie auf unserer Homepage www.evoline.com/service/downloads.

The current operating and installation instructions can be found on our homepage www.evoline.com/service/downloads.

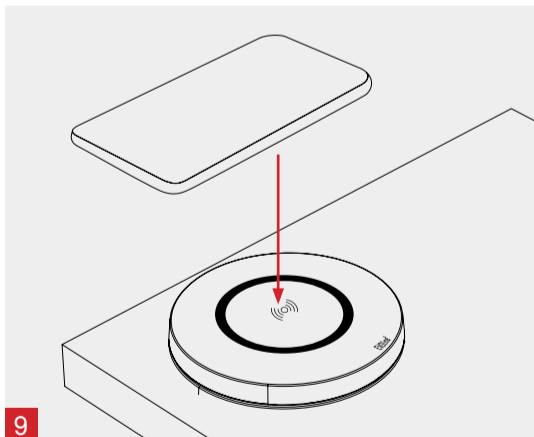
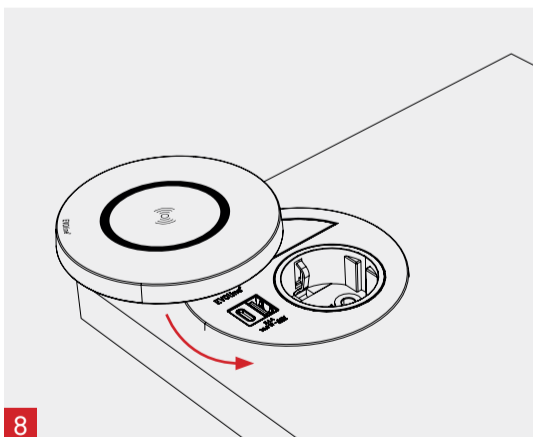
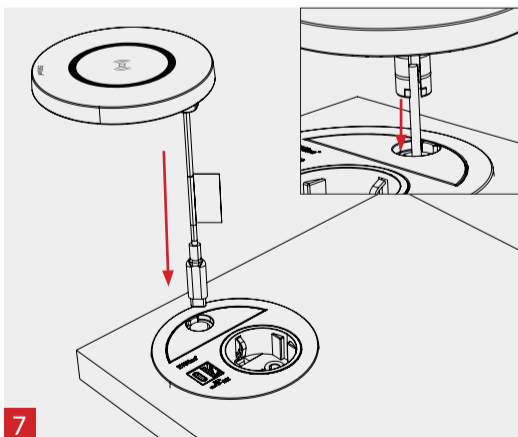
Les instructions d'utilisation et d'installation sont disponibles sur notre page d'accueil www.evoline.com/service/downloads.

Technische Daten Wireless Charger | Technical

Data Wireless Charger | Données techniques Chargeur

In: DC 5 V / 3 A
 DC 9 V / 2 A
 Out: max. 15 W

Ausführung DisQ | Version DisQ | Version DisQ



Richtige Handypositionierung zum kabellosen Laden
 Correct mobile phone positioning for wireless charging

Falsche Handypositionierung zum kabellosen Laden
 Wrong mobile phone positioning for wireless charging

