

PK155 Grid Adapter

For Use With Purus Mini Drains and PK155 Grids Only



1. The PK155 Grid Adapter comes complete with two Riser Rings, use the appropriate amount of **Risers Rings** for your tile thickness. *(extra rings can be purchased separately)*

6-8mm Tile = 0 Rings

10-12mm Tile = 1 Rings


Up to 15mm Tile = 2 Rings

Up to 18mm Tile = 3 Rings


20mm Tiles= 4 Rings




2. Ensure the Mini Drain Clamping Ring is seated correctly.



3. Install Grid Adapter into the drain and onto a solid bed of tile adhesive.



4. Apply tile adhesive to the inside of the PK155 Grid Frame.
5. Seat the PK155 Grid Frame onto the PK155 Grid Adapter.
6. Clean any excess tile adhesive that may hinder the drain trap removal.
7. Check Frame is the correct height and level before the adhesive dries.



8. Commence tiling.