



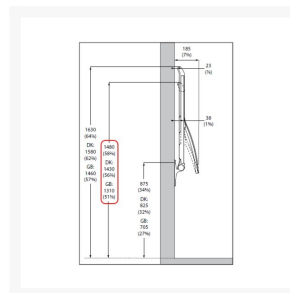
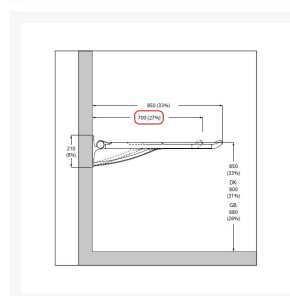
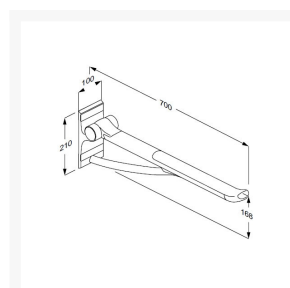
Independent 4 Life

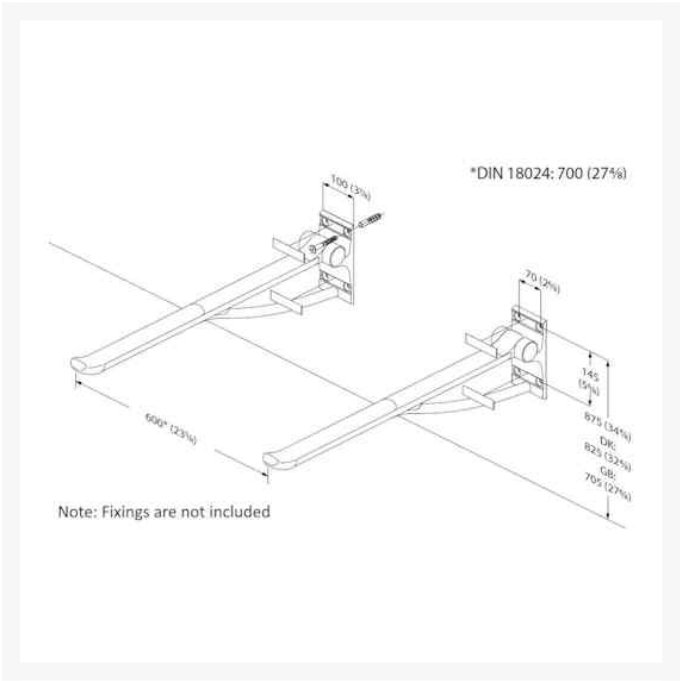
Pressalit PLUS 700mm Counterbalanced Support Arm, Fixed Mounting - Colour Choice

£372.90 Inc. VAT

Product Code: R360070xxx

Product Images







Product Options

Colour	Price Inc. VAT
Pressalit White 000	£372.90
Pressalit Red 035	£409.50
Pressalit Dark Blue 108	£409.50
Pressalit Anthracite 112	£372.90
Pressalit Lime Green 277	£409.50

Description

Pressalit PLUS 700mm length counterbalanced ergonomically shaped support arm that provides a sense of security for seated users while also facilitating the task of transferring to and from wheelchairs.

Support arms enables users to rest their arms comfortably while providing optimum support when getting up and sitting down and is designed so the user will recognise by feel where the support arm ends.

Suitable for use with toilet pans projecting 540/550mm from the wall.

Key benefits:

- Support arm for fixed wall mounting
- Ergonomic grip for weak hands
- Counterbalanced mechanism that prevents the support arm moving unless guided up or down

- Soft and slip-resistant material that has a warm feel
- The oval shape gives an easy and comfortable surface to lean and push against
- The end of the support arm is enlarged so that it is easier to pull forward from a sitting position
- Provides a clear sense of where the support arm ends
- Can be folded against the wall when not in use to create more room space
- The underside is shaped for the mounting of various accessories
- For indoor use in a wet environment, such as a bathroom or a washroom, in private homes, nursing homes and hospitals
- Doc M compliant
- Range of colours available

Counterbalanced mechanism:

- Prevents the support arm moving unless guided up or down
- For example, if you take it to 45° it will stay at 45° until you push it back up or pull it down further

Technical details:

- Length (mm): 700
- Top of rail distance from the wall when folded (mm): 23
- Inner grab distance from the wall when folded (mm): 38
- Total arm projection - Distance from the wall when folded (mm): 185
- Height off the floor to the top of arm at the recommended installation height (mm): 680-830
- Total height of arm when folded at the recommended installation height (mm): 1310-1480
- Height of fixed wall bracket (mm): 210
- Width of fixed wall bracket (mm): 100
- For use with toilet pans projecting from the wall (mm): 540/550
- Max. load (kg): 150
- Weight (kg): 2.778

Materials:

- The arms are primarily constructed in 10-micrometre anodized aluminium, with a non-slip gripping surface made of soft SEBS incorporating a glass-reinforced nylon core
- The hinge arm is also made of soft SEBS. Internal components and fasteners are primarily made of stainless steel

Warranty:

- 5 year manufacturer warranty

Manufacturer product codes:

- R360070000, R360070112, R360070108, R360070035, R360070277

Former manufacturer codes:

- The Pressalit PLUS range has superseded several former Pressalit products
- This item has replaced: R3060, RF060, R3070, RF070, RF070000, RF070112, RF070026, RF070108, RF070035, RF070277
- Please check for any changes to the product specification

Additional Information

Manufacturer	Pressalit
Type	Hinged Arm Support
WC Projection (mm)	540/550
Mounting	Wall
Arm Control	Counterbalanced
Adjustable	Fixed Height (No Adjustment)
Length (mm)	700
Surface Finish	Soft & Slip-Resistant - "Not Cool to Touch"
Material	Aluminium
Fixings	Concealed