



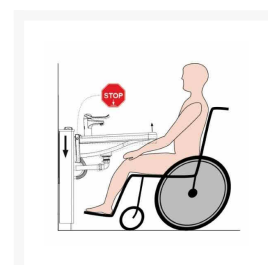
Independent 4 Life

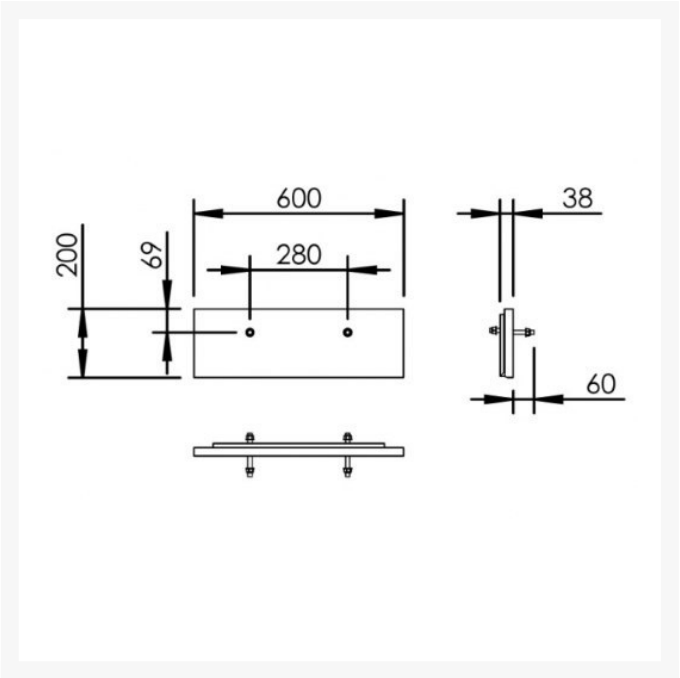
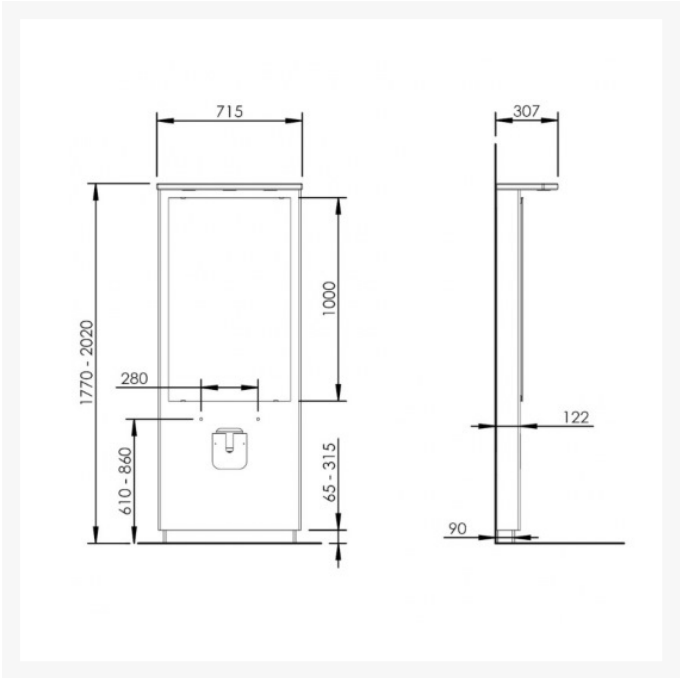
Granberg Designline 417-0-01 Electric WB Lift, Mirror, 3x LED's - OPT Control, Safety System & Waste Kit - White


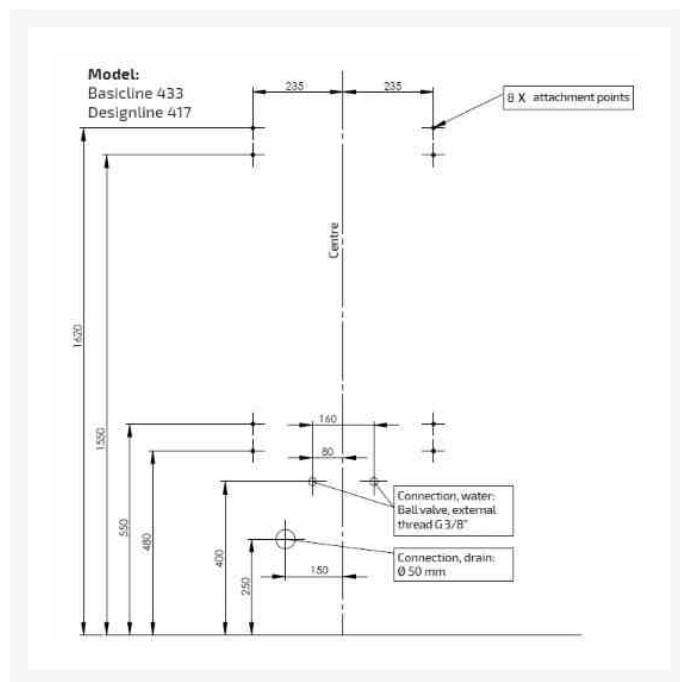
£4,514.40 Inc. VAT

Product Code: 417-0-01

Product Images







Additional Options

| | | |
|--|--|---------|
| Product Code / Optional control upgrade | 425-410 / Standard corded hand control | £0.00 |
| | 61385 / Handheld remote control (single channel) | £337.50 |
| Product Code / Optional upgrades | 425-331 / Flexible drain hose with water trap | £88.20 |
| | 425-401 / Safety stop system | £406.80 |

Description

The Granberg Designline 417-0 is an electric washbasin lift with integrated mirror with LED lighting above.

Stylish and discreet, the entire system moves to the required height using the corded hand control, which can be complimented with an optional handheld remote control.

This version comes in a clean white finish that can be completed with a washbasin, tap and flexible feed and waste kit.

Key benefits:

- Tall pedestal 250mm height adjustable system with mirror and lighting
- White laminate surround with solid oiled oak canopy and 3 x recessed LED spotlights
- Electric operation with corded hand control, optional handheld radio control (Product Code: 61385)
- Mirror and lighting move in tandem with the basin
- Plumbing connections can be elegantly concealed in the lifting unit

Includes:

- Granberg Designline 417 washbasin lift with mirror and lighting

Optional:

- 425-331 - Flexible drain hose with water trap
- 61385 - Remote Hand control (single channel)
- 425-401 - Safety stop switch - prevents the descent of the lift in the event of an obstruction
- Note: If selecting the optional handheld radio control, the safety switch is recommended

Technical details:

- Total width (mm): 715
- Total height (mm): 1770-2020 (250mm adjustable)
- Depth of pedestal (mm): 120
- Height of mirror (mm): 1000
- Width of mirror (mm): 600
- Speed of operation: 18mm / sec
- Lifting force (kg): 100
- Wired hand controller, IP65 rated, with support hook
- Electrical connection: Plug to 230 V, max 1.5A
- Note: If ordering the optional handheld remote control a double plug socket is required
- Enclosure IP-class: IPX4

Washbasin:

- Maximum basin load (kg): 40
- Maximum width of washbasin (mm): 670
- Maximum depth of washbasin (mm): 600
- Basin centre-to-centre fixings (mm): 280

Material:

- Back panel: Plywood coated with high-pressure White laminate (Formica F7949, white)
- Mirror: 1000 x 600 x 4mm silver-backed float glass with ground edges incl. mirror clips
- Mounting cover: White plastic
- Safety switches and other metal parts: Powder-coated steel sheet

Lighting technical details:

- Lighting: Solid oiled oak with 3 x recessed spotlights (connected to external power switch)
- Spotlights: LED 3W, 3000K
- Transformer: Primary (in) 230V, Secondary (out) 12V

Warranty:

- 2 year manufacturer warranty

Additional Information

| | |
|------------------------|---|
| Manufacturer | Granberg |
| Bracket Range | Granberg DESIGNLINE 417 |
| Bracket Operation | Electric |
| Bracket Adjustment | Wired Hand Control & or Remote Control |
| Height Adjustment (mm) | 250 |
| For Wash Basin Range | BASICLINE 425-001, BASICLINE 425-003, BASICLINE 425-010, BASICLINE 425-011, BASICLINE 425-015 |
| Bracket Mounting | Floor & Wall |
| Safety Stop | Optional |