




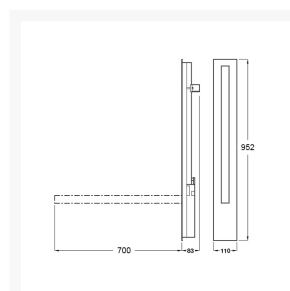

Independent 4 Life


# PBA Programma CAP 700mm Grey Concealed Drop-down Support Arm for Brick Walls

Product Code: 4E80211

## Product Images

---





## Description

---

PBA Programma CAP.445.0000/T 35x35mm rounded fold-out support rail at 700mm length.

Ideal for hotels and guest houses, as well as domestic homes, the fold down design of the PBA range creates a discreet bathroom for all users.

This version of the rail comes as a pack in a sleek grey colour, with all fixings required for installation in brick walls.

### Key benefits:

- 700mm drop down support arm
- Watertight casing to house rail with swivel and self-balancing mechanism
- Concealed design hides the rail in the wall when not in use
- Push pad releases the support, swinging it outwards when gently pressed
- Ergonomic rail design
- Grey colour

### Includes:

- PBA drop down support arm
- PBA stainless steel watertight protective casing
- PBA wall fixture for brick walls

### Technical details:

- Vertical stored height (mm): 952
- Rail length (mm): 700
- Max. load carrying capacity (kg): 120
- Materials: Coated extruded aluminium rail, die-cast aluminium casing

### Warranty:

- 2 year manufacturer warranty

## Additional Information

Manufacturer	PBA
Length (mm)	700
Colour	Grey
Surface Finish	Powder Coated - "Not Cool to Touch", Smooth
Type	Hinged Arm Support
Material	Aluminium
Mounting	Wall
Arm Control	Counterbalanced
Fixings	Concealed
Adjustable	Fixed Height (No Adjustment)