



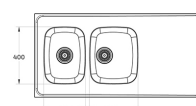
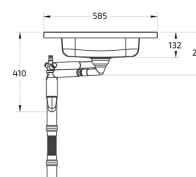
Independent 4 Life

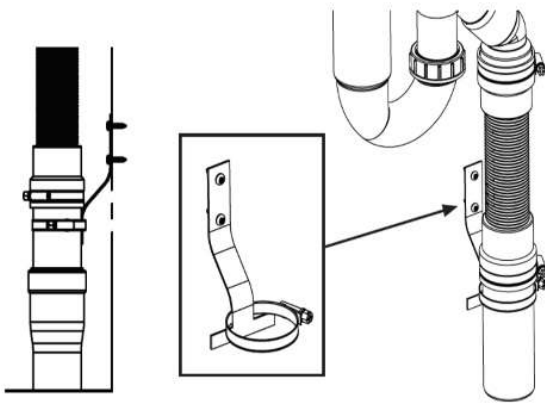
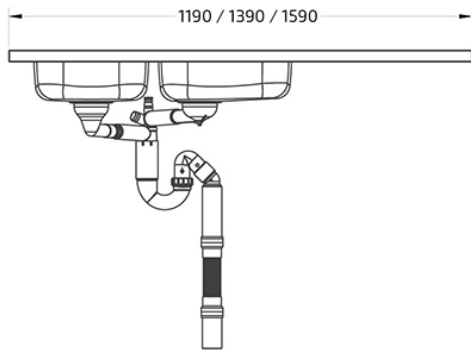
Granberg ESH Sit-on Sink for Mini Kitchen, Choice of Size - OPT Heat Pads


£1,955.88 Inc. VAT

Product Code: 617ESH

Product Images







Product Options

Width (mm)	Price Inc. VAT
1190mm	£1,955.88
1390mm	£2,035.80
1590mm	£2,129.76

Additional Options

Optional accessories	2x 4G4S0801 - Self Adhesive Heat Insulation Pad 500x500mm	£47.51
	WFC-3754000 - Wolfcraft Ø 35mm (1 3/8") Tap Hole Cutter	£17.55
	618-025 - Teak Chopping Board for Sink Bowl 293x400mm	£163.80
	618-026 - Teak Chopping Board for Sink Bowl 340x400mm	£131.40
	618-024 - Wire Basket for Sink Bowl 340x400mm	£53.10
	618-022 - Sink / Worktop 500ml Soap Dispenser	£73.80

Description

The Granberg ESH is an excellent solution for a kitchen, with 2 x shallow bowls kitchen sink with a smooth easy clean worktop with a raised border to the perimeter. With its high quality materials it is ideal for both domestic and commercial installations. Designed to be placed on top of the Granberg electric Baselift and Manulift height adjustable worktop systems.

With one and half sink bowls both with a shallow depth of just 120mm, with free space for use as a drying area and food preparation area.

Key benefits:

- Provides more space below the sink for the user's legs and knees
- Sit-on sink unit, no worktop required
- Bowl depths 120mm
- Turnable for left or right side use
- Central positioned wastes
- Shallow waste traps with 90mm dia. waste outlets in each sink bowl
- Includes manual basket wastes, overflows and shallow water traps
- Waste kit includes inlet options for washing machine and dishwasher waste feeds
- Includes 200-650mm flexible plumbing waste kit (Product Code: 61801)
- Smooth stainless steel sheet construction, hygienic and wear-resistant surface
- Moisture resistant MDF board bonded to the underside of the stainless steel work surface for increased strength and to aid fixing
- Free space for tap mounting - requires a tap hole cutter

Technical details:

- For cabinet size (mm): 800
- Total width (mm): 1190, 1390 or 1590
- Edge height (mm): 30
- Total depth* (mm): 585
- Main bowl dimensions (mm): 340 x 400
- Main bowl depth (mm): 120
- Half bowl dimensions (mm): 293 x 400
- Half bowl depth (mm): 120
- Large waste outlets dia. (mm): 90
- Plate thickness: 1mm smooth stainless steel plate on an underside of fully-glued MDF board

* Total depth explained:

- Adapted to the height of the Granberg height-adjustable bench systems, this provides a 15mm space on the wall side for splash protection
- The width of the sink is 10mm shorter than standard to provide a 5mm gap on each side of the height-adjustable worktop lift to adjacent base units or wall

Recommended optional accessories:

- 2x 4G4S0801 - Heat insulation pads (mm): 500 x 500 x 6
- WFC-3754000 - Ø 35mm (1 3/8") Tap Hole Cutter
- 618-025 - Teak Chopping Board for Sink Bowl 293 x 400mm
- 618-026 - Teak Chopping Board for Sink Bowl 340 x 400mm
- 618-024 - Wire Basket for Sink Bowl 340 x 400mm
- 618-022 - Sink / Worktop 500ml Soap Dispenser

Heat insulation pads - Technical details:

- 2x Heat insulation pads (mm): 500 x 500 x 6
- Can be cut to size as required
- Materials: Grey neoprene sponge rubber
- Flame resistant
- Temperature resistant acrylic adhesive
- Supplied separately with self-adhesive backing
- See PDF data sheet for more information

Warranty:

- 2 year manufacturer warranty

Custom sizes:

- Custom widths and different bowl locations are possible, please contact us with your requirements

Manufacturer product codes:

- 617ESH-119, 617ESH-139 and 617ESH-159

Additional Information

Manufacturer	Granberg
Width (mm)	1190, 1390, 1590
For Cabinet Size (mm)	800
Heat Insulated	Yes - Optional Pad(s)
Bowl Depth (mm)	120
Sink Installation	Counter Top