



Independent 4 Life

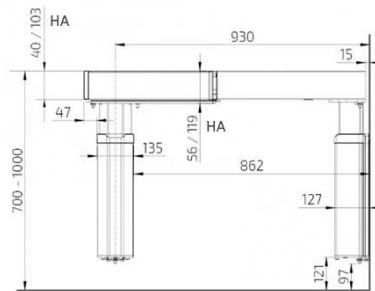
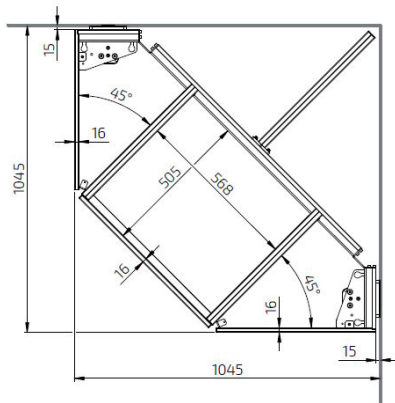
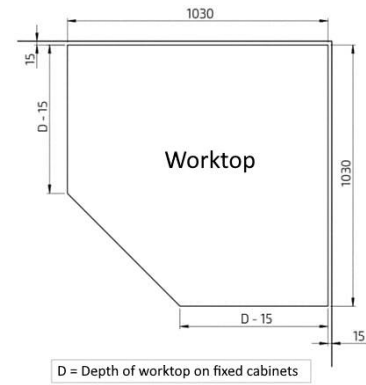
Granberg Baselift Corner 6301HA, Wall, 103mm FRT, Height ADJ Worktop Lift

£4,447.44 Inc. VAT

Product Code: 6301HA-1045

Product Images





Optional Alu-fronts 103mm high

Anodised Aluminium

White Powder Coated
Aluminium RAL 9003





Additional Options

Step 1) Select which controls you require	Standard - Granberg Corded Control Button in Alu-design (Product Code: 61320)	£0.00
	Upgrade - Granberg Corded Mini Touch Control Buttons (Product Code: 61318)	£0.00
	Optional - Granberg Safety Key Lock (Product Code: 61360)	£62.10
	Upgrade - Granberg Remote Control (Product Code: 61385)	£213.30
Step 2) Select your worktop 103mm fascia front (supplied pre-fitted)	None	£0.00
	Anodised Aluminium	£99.90
	White Powder Coated Aluminium RAL 9003	£99.90
Step 3) If ordering control buttons / key lock and a fascia front, the buttons will be pre-fitted. Please detail where you would like these situated (i.e. left, right, centre)		£0.00
Step 4) Add additional safety stop strips if required (front edge included as standard) - Not required if fitting Plusmodules	Left side	£204.30
	Right side	£204.30

Description

The Baselift 6301HA is an electric corner rise and fall worktop lift by renowned Swedish manufacturer Granberg.

Wall mounted, it creates a height adjustable access solution to cater for both standing and seated users.

Its innovative compartment frame design allows for the installation of fascia fronts and accessories. The 6301HA series is ideal for a kitchen sink, cooking hob or a drawer due to its increased 103mm frame height.

The Baselift 6301HA is defined by a 45° front edge and a 90° corner at the wall. This corner module is perfect for making use of the dead space in the corner of the kitchen. Each side can be extended by up to 2400mm with the addition of Plusmodules (available separately).

Key benefits:

- Electric corner worktop lift with 300mm of continuous height adjustment
- Each side can be further extended by up to 2400mm, with the addition of Plusmodules (available separately)
- Discreet wall mounted design
- Adjustable depth, 560 – 580mm from wall
- Clever compartment frame system with increased 103mm frame height allows for the installation a kitchen sink, cooking hob or drawer
- Frame in aluminium with movable (sideward) and angle adjustable consoles
- Frame supplied assembled for quicker installation
- Simple 'plug and play' setup for easy motor configuration
- Includes brackets and screws for installation of fascia front and worktop

Integrated safety system:

- Each lift is supplied fitted with a safety stop strip located below the front edge of the worktop
- This strip prevents the lift from moving once it comes into contact with an external source
- Additional safety stop strips can be added for the sides of the lift, required if the worktop is situated adjacent to other furniture* or objects like a waste bin
- *If installed at the recommended height, the underside of the side frame will be 597mm off the floor at its lowest point and entrapment should be prevented

Choice of controls:

- Corded Control Button in Alu-design (Product Code: 61320)
- Corded Mini Touch Control Buttons (Product Code: 61318)
- Safety Key Lock (Product Code: 61360)
- Remote Control (Product Code: 61385)

Optional fascia front:

- Factory fitted 103mm high aluminium compartment frame front cover
- Choice of finish / colour
- For a faster installation on site, the control buttons and key lock will be factory fitted

Optional accessories:

- Plusmodules can be used to extend the corner frame either or both sides, by up to 2400mm
- The compartment frame design of the Baselift allows for a high level of customisation
- For example, drawers and fascia fronts can be supplied, as well locking systems to prevent misuse
- In addition, cover panels can be installed to hide the motor legs and provide a more discreet

installation

- For a full list of accessories, please refer to the 'Installation and Help Guides' above or contact us to discuss your requirements

Technical details:

- Overall size of module (mm): 1045 x 1045
- Free space for sink or drawer - width x depth (mm) 568 x 505
- Height adjustment: Motor-driven, steplessly adjustable by 300mm (700 - 1000mm excl. worktop)
- Speed: 30mm / sec.
- Safety: Security strip, contact with the strip stops the lift
- Electrical connection: Mains plug for 230 V, 2 x 5A
- Max. distributed load / Lifting force: 100kg (220lbs)
- IP-class: IP 20
- Frame depth: 560-590mm from wall
- For worktop depth: 565-630mm (15mm shallower than worktops on fixed cabinets)
- Front height: 103mm
- Fittings supplied: Attachments for fascia front and worktop
- Clearance required to adjacent surfaces (mm): 5
- Gap to wall (for tiling): 15mm
- Tiling: From 700mm above floor (alternatively right down to floor)
- Material: Aluminium frame
- If fitting your own cover panels x2, dimensions required: Width = worktop width -10mm, height 438mm x thickness 12-20mm
- Order Granberg cover panels separately (Product code: 6260-240)
- Order Fitting kit for cover panels separately (Product code: 6260-005)

Warranty:

- 2 year manufacturer warranty

Please note:

- Due to the custom nature of this product, it is made-to-order and is therefore non-returnable

Additional Information

Manufacturer	Granberg
Mounting / Model	Wall / CRN Baselift 6301HA
Max. Load (kg / St)	100 / 15.7
Method of Operation	Electric - Push Button / Remote
Height Adjustment (mm)	300
Mounting	Wall Mounted