



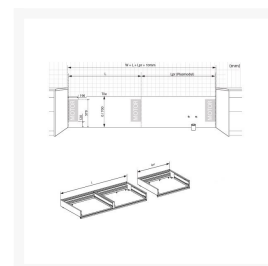
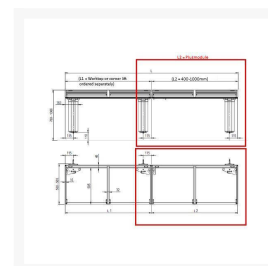
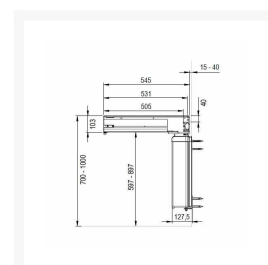
Independent 4 Life

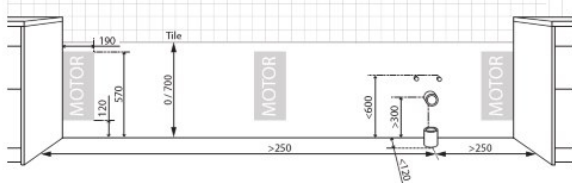
Granberg Baselift Plusmodule Right 6306HA, Wall, 103mm Front, ADJ Worktop Lift Extension - 400-1000mm

£1,568.16 Inc. VAT

Product Code: 6306HA-040100

Product Images



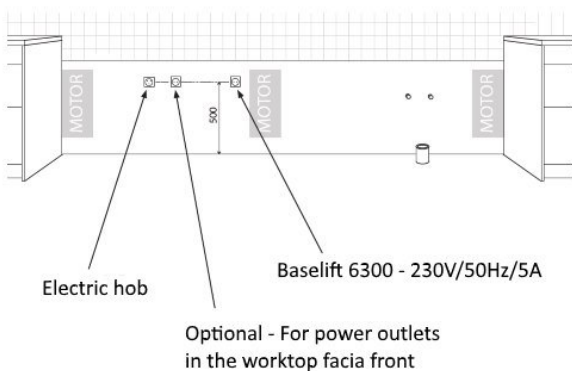


Optional Alu-fronts 103mm high

Anodised Aluminium



White Powder Coated
Aluminium RAL 9003





Additional Options

Step 1) Please enter total width required - must be between 400-1000mm		£0.00
Step 2) Select your worktop 103mm fascia front (supplied pre-fitted)	None	£0.00
	Anodised Aluminium	£107.10
	White Powder Coated Aluminium RAL 9003	£107.10
Step 3) Add additional safety stop strip if required (front edge included as standard)	Right side	£204.30

Description

The Baselift Plusmodule 6306HA is an electric rise and fall, wall mounted worktop lift extension by renowned Swedish manufacturer Granberg, with 300mm of stepless adjustment.

The 103mm deep top compartment frame can be equipped with Granberg Ergosteel 120mm deep shallow bowl kitchen sinks, full extension drawers and larger control buttons.

This lift must be paired with an electric wall mounted Baselift HA 6301, 6302, 6303 corner worktop lift, this Plusmodule will neatly connect to the right-hand side.

The Plusmodule can also be used to extend the right-hand side of Granberg's straight electric wall mounted Baselift 6300HA worktop lift, if you need a lift wider than 2400mm. Shorter width Baselifts should be used, to

ensure the division between the lifts is as close to the middle as possible for even distribution of the leg motors and load.

The Plusmodule is controlled by the paired Granberg Baselift.

Right-handed, this version of the Baselift Plusmodule 6306HA can be custom made to any width from 400-1000mm.

Key benefits:

- Discreet wall mounted design
- Clever compartment frame system with increased 103mm frame height allows for the installation of a large control buttons, drawers and sink
- Electric worktop lift with 300mm of continuous height adjustment, 700-1000mm above floor (excl. worktop)
- Extends the width of a straight wall mounted Baselift 6300HA worktop lift
- Add to the right-hand side of the wall mounted corner Baselift 6301HA, 6302HA and 6303HA worktop lifts
- Custom made to any width between 400-1000mm
- Right-handed
- The frame depth is adjustable 560-590mm to fit adjoining cabinets
- The upper compartment is delivered pre-assembled, for quicker installation
- The lifting system is adjustable at an angle to compensate for inclined walls / worktop
- 100mm free space under the leg motors for electrical installation and piping
- Simple 'plug and play' setup for easy motor configuration
- Includes brackets and screws for installation of the facia fronts and worktop

Integrated safety system:

- Each Plusmodule includes the safety stop strip located below the front edge of the worktop frame
- This strip stops and prevents the lift from moving when contact is made
- An additional safety stop strip can be added for the side of the lift, required if the worktop is situated adjacent to other furniture* or objects like a waste bin
- *If installed at the recommended height, the underside of the side HA frame will be 597mm off the floor at its lowest point and entrapment should be prevented

Controls:

- When paired with a Baselift the control button operates the whole lift as one
- If required, you can add additional control buttons

Optional facia front:

- Factory fitted 103mm high aluminium compartment frame front cover
- Choice of finish / colour

Recommended accessories:

- Protective panels are available in a range of sizes to enclose the underside of the lift, ideal when cooking hobs are fitted
- Factory fitted facia front
- Hose covers or Cover panels can be installed to hide the motor legs and electrical wiring providing a more stylish installation
- Aluminium rear edge protection for fixing to the rear of your worktop to prevent spillages running behind the lift
- For a full list of accessories, please refer to the 'Guides & Manuals' or contact us to discuss your requirements

Technical details:

- Height adjustment: Motor-driven, steplessly adjustable by 300mm (700 - 1000mm excl. worktop)
- Speed: 30mm / sec.
- Safety: Security strip, contact with the strip stops the lift
- Electrical connection: Mains plug for 230 V, max 5.0 A
- Max. distributed load / Lifting force: 100kg (220lbs)
- IP-class: IP 20
- Frame depth: 560-590mm from wall
- For worktop depth: 565-630mm (15mm shallower than worktops on fixed cabinets)
- Front height: 103mm
- Fittings supplied: Attachments for fascia front and worktop
- Clearance required to adjacent surfaces (mm): 5
- Gap to wall (for tiling): 15mm
- Tiling: From 700mm above floor (alternatively right down to floor)
- Material: Aluminium frame
- If fitting your own cover panels x2, dimensions required: Width = worktop width -10mm, height 438mm x thickness 12-20mm
- Order Granberg cover panels separately (Product code: 6260-240)
- Order Fitting kit for cover panels separately (Product code: 6260-005)

Warranty:

- 2-year manufacturer warranty

Please note:

- Due to the custom nature of this product, it is made-to-order and is therefore non-returnable

Manufacturer product codes:

- 6306HA-040, 6306HA-050, 6306HA-060, 6306HA-070, 6306HA-080, 6306HA-090, 6306HA-100

Additional Information

Manufacturer	Granberg
Mounting / Model	Wall / Plusmodule Right 6306HA
Max. Load (kg / St)	100 / 15.7
Method of Operation	Electric - Push Button / Remote
Height Adjustment (mm)	300
Mounting	Wall Mounted