



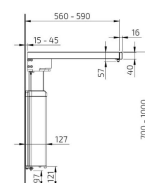
Independent 4 Life

Granberg Baselift Plusmodule Right 6306LA, Wall, 40mm Front, ADJ Worktop Lift Extension - 1001-1800mm

£1,972.08 Inc. VAT

Product Code: 6306LA-110180

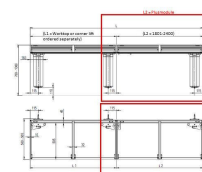
Product Images

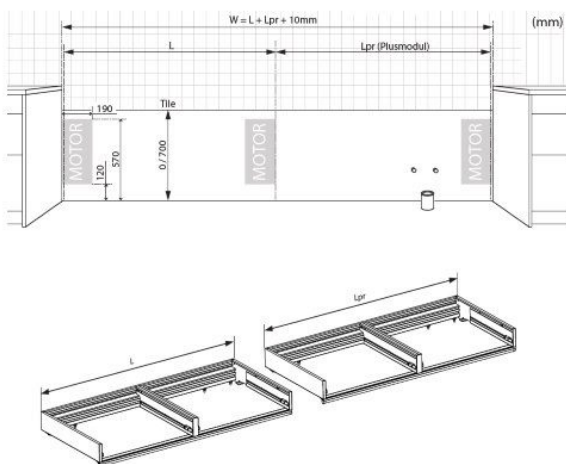
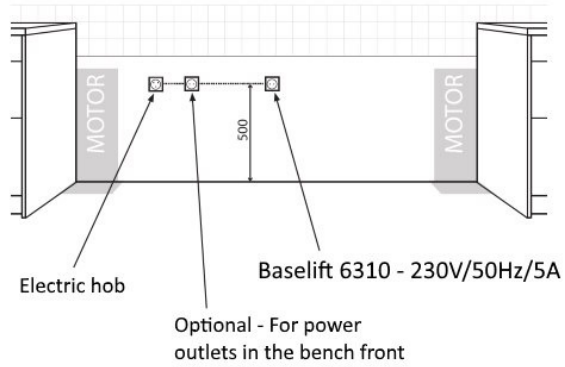


Optional Alu-fronts 40mm high

Anodised Aluminium

White Powder Coated
Aluminium RAL 9003





Additional Options

Step 1) Please enter total width required - must be between 1001-1800mm		£0.00
Step 2) Select your worktop 40mm fascia front (supplied pre-fitted)	None	£0.00
	Anodised Aluminium	£161.10
	White Powder Coated Aluminium RAL 9003	£161.10
Step 3) Add additional safety stop strip if required (front edge included as standard)	Right side	£204.30

Description

The Baselift Plusmodule 6306LA is an electric rise and fall, wall mounted worktop lift extension by renowned Swedish manufacturer Granberg.

With a 40mm compartment frame height for worktops and cooking hobs. The lift forms part of a height adjustable access solution for both standing and seated users, with 300mm of stepless adjustment.

This lift must be paired with an electric wall mounted Baselift LA 6301, 6302, 6303 corner worktop lift, this Plusmodule will neatly connect to the right-hand side.

The Plusmodule can also be used to extend the right-hand side of Granberg's straight electric wall mounted Baselift 6300LA worktop lift, if you need a lift wider than 2400mm. Shorter width Baselifts should be used, to ensure the division between the lifts is as close to the middle as possible for even distribution of the leg motors.

The Plusmodule is controlled by the paired Granberg Baselift. Additional mini-control buttons can be added if required.

Right-handed, this version of the Baselift Plusmodule 6306LA can be custom made to any width from 1001-1800mm.

Key benefits:

- Electric worktop lift extension with 300mm of continuous height adjustment
- Extends the width of a straight wall mounted Baselift 6300LA worktop lift
- Add to the right-hand side of the wall mounted corner Baselift 6301LA, 6302LA and 6303LA worktop lift
- Custom made to any width between 1001-1800mm
- Right-handed
- Clever compartment frame system with a reduced 40mm frame height for the installation of mini-control buttons, worktop and cooking hob
- Electric worktop lift with 300mm of continuous height adjustment, 700-1000mm above floor (excl. worktop)
- The frame depth is adjustable 560-590mm to fit adjoining cabinets
- The upper compartment is delivered pre-assembled, for quicker installation

- The lifting system is adjustable at an angle to compensate for inclined walls / worktop
- 100mm free space under the leg motors for electrical installation and piping
- Simple 'plug and play' setup for easy motor configuration
- Includes brackets and screws for installation of the fascia front and worktop

Integrated safety system:

- Each Plusmodule includes the safety stop strip located below the front edge of the worktop frame
- This strip stops and prevents the lift from moving when contact is made
- An additional safety stop strip can be added for the side of the lift, required if the worktop is situated adjacent to other furniture* or objects like a waste bin
- *If installed at the recommended height, the underside of the side LA frame will be 660mm off the floor at its lowest point and entrapment should be prevented

Controls:

- When paired with a Baselift the mini control buttons operate the whole lift as one
- If required you can add an additional set of Corded Mini Touch Control Buttons (Product Code: 61318), requires a Baselift control box to plug into

Optional fascia front:

- Factory fitted 40mm high aluminium compartment frame front cover
- Choice of finish / colour

Recommended accessories:

- Protective panels are available in a range of sizes to enclose the underside of the lift, ideal when cooking hobs are fitted
- Factory fitted fascia front
- Cover panels can be installed to hide the motor legs and electrical wiring providing a more stylish installation
- Aluminium rear edge protection for fixing to the rear of your worktop to prevent spillages running behind the lift
- For a full list of accessories, please refer to the 'Guides & Manuals' or contact us to discuss your requirements

Technical details:

- Height adjustment: Motor-driven, steplessly adjustable by 300mm (700 - 1000mm excl. worktop)
- Speed: 30mm / sec.
- Safety: Security strip, contact with the strip stops the lift
- Electrical connection: Mains plug for 230 V, max 5.0 A
- Max. distributed load / Lifting force: 100kg (220lbs)
- IP-class: IP 20
- Frame depth: 560-590mm from wall
- For worktop depth: 565-630mm (15mm shallower than worktops on fixed cabinets)
- Front height: 40mm
- Fittings supplied: Attachments for fascia front and worktop
- Clearance required to adjacent surfaces (mm): 5
- Gap to wall (for tiling): 15mm
- Tiling: From 700mm above floor (alternatively right down to floor)
- Material: Aluminium frame
- If fitting your own cover panels x2, dimensions required: Width = worktop width -10mm, height 438mm x thickness 12-20mm
- Order Granberg cover panels separately (Product code: 6260-240)

- Order Fitting kit for cover panels separately (Product code: 6260-005)

Warranty:

- 2-year manufacturer warranty

Please note:

- Due to the custom nature of this product, it is made-to-order and is therefore non-returnable

Manufacturer product codes:

- 6306LA-110, 6306LA-120, 6306LA-130, 6306LA-140, 6306LA-150, 6306LA-160, 6306LA-170, 6306LA-180

Additional Information

Manufacturer	Granberg
Mounting / Model	Wall / Plusmodule Right 6306LA
Max. Load (kg / St)	100 / 15.7
Method of Operation	Electric - Push Button / Remote
Height Adjustment (mm)	300
Mounting	Wall Mounted