





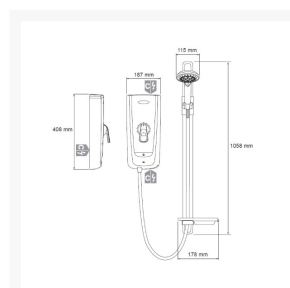
Independent 4 Life

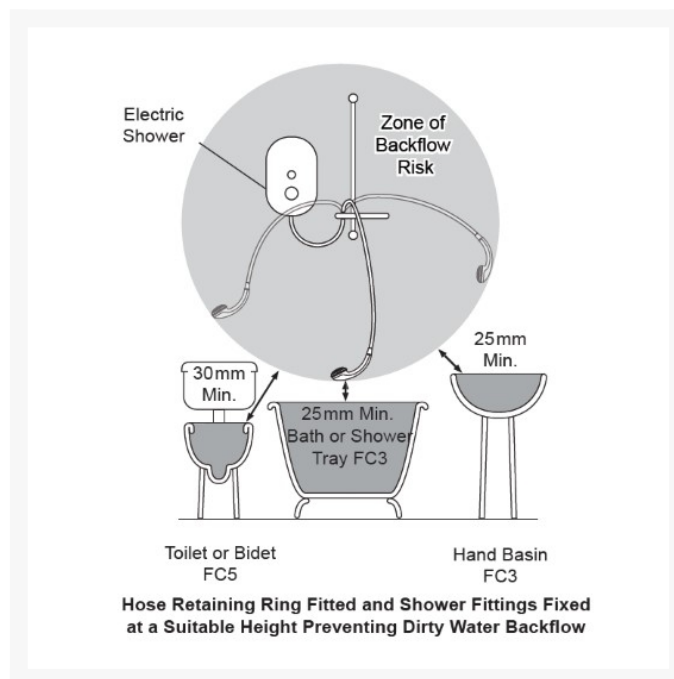
Mira Advance ATL Flex Extra (J09N) - 8.7kW Electric Shower (Bluetooth)

£390.64 Inc. VAT

Product Code: 1.1785.005

Product Images





Description

The new Mira Advance ATL Flex Extra is the ultimate shower for safety and usability

With Bluetooth wireless technology allows faster installation as there no physical link between the shower and new Whale Instant Match Pump product code: SDP134T, eliminating the need for a flow switch.

Key benefits:

- Electronic thermostatic Temperature Control
- Factory set to safe max. temp settings 41-48 deg. C
- Phased shutdown flushes hot water from the tank to make it safer for the next user
- Mira Clearscale™ Pro technology, included as standard, reduces the build-up of limescale by up to 50%
- Easily accessible controls, with high contrast on critical touch points
- Audible and tactical features for the visually impaired user
- - Audible beeps when when turning on / off and when the desired temperature is reached
- - Audible clicks when turning the temperature dial
- Four different maximum temperature settings
- Anti-glare matte finish panel
- 1000mm riser rail with 2000mm flexible hose
- 110mm dia. showerhead with 3 spray modes (Coverage, Soft and Task) with rub clean nozzles
- Extra-long easy to use slide bar with friction grip showerhead holder
- Hose retaining ring (view - The Water Backflow image in image gallery for more information)
- Soap Dish
- Designed and manufactured in the UK

Technical details:

- Hose length (mm): 2000
- Riser rail (mm): 1000
- Output (kW): 8.7
- Supply Voltage 230v + 10%

www.independent4life.co.uk | info@independent4life.co.uk | Tel: 0800 500 3001 | VAT No: 942447711

EORI GB942447711000

- Supply rating: 40 amp
- Terminal block connections: Max. 16mm²
- Cable entry points: Right (Rising, falling or rear)
- Supply: Mains pressure cold water feed
- Water entry points: Right (Rising, falling or rear with an elbow)
- Inlet connections: 15mm compression
- Outlet connection: ½" BSP male
- Minimum maintained pressure: 0.5 bar (5 meter head), (1.0 bar BEAB Care)
- Maximum maintained pressure: 5.0 bar (50 meter head)
- Maximum static pressure: 10.0 bar (100 meter head)
- Provides wireless and wired connectivity to waste pumps
- Bluetooth wireless technology connects to the Whale Instant Match Pump with has a blue button - (Product code: SDP134T)

Approvals:

- WRAS Approved
- KIWA UK Approved
- BEAD Care Approved
- BEAD Approved
- RNIB Approved Gold awarded

Manufacturer warranty:

- 2-year - Shower
- 1-year - Fittings

Note:

- The Mira Advance Flex Bluetooth replaces the Mira Advance ATL Flex Extra Wireless 9.0kW Electric Shower (Product code: 1.1643.311) which has been discontinued

Additional Information

Manufacturer	Mira
Shower Type	Electric
Shower Features	Shower Control, Adjustable Riser Rail, Flexible Hose and Handset, Waste Water Pump Link
Fixings	Exposed
Control	Manual Lever, Manual Dial, Push Button
Hose Length (mm) / Application	2000 / Shower Hose
Water Pressure	Normal Mains
Technologies	Thermostatic Control, Phased Shutdown, Anti-limescale, Bluetooth Wireless
Approvals	BEAB Care Mark, BEAB Approved, RNIB Mark, WRAS Approved, Kiwa Approved