



Independent 4 Life

# Granberg Verti 830 Height ADJ Wall Cabinet Lift, 400-1000 W x 265-314mm Int. Depth, Control OPT

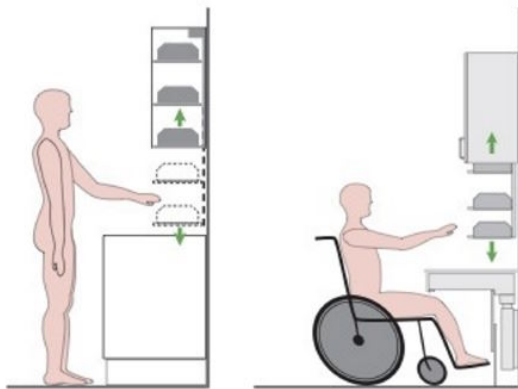
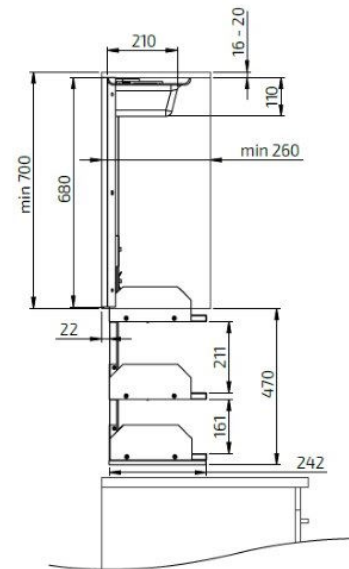
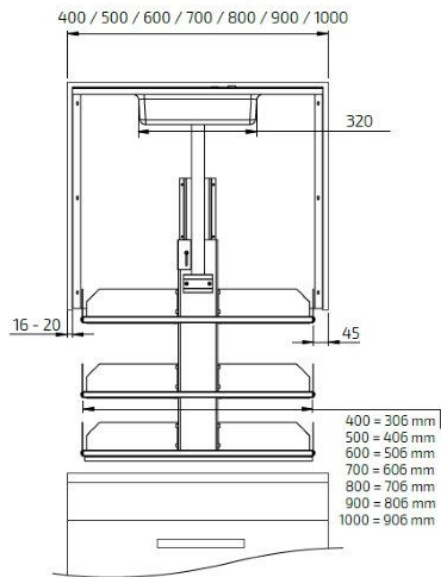
£2,245.32 Inc. VAT

Product Code: 830-xxx

## Product Images

---







# Product Options

| Cabinet Width (mm) | Price Inc. VAT |
|--------------------|----------------|
| 400                | £2,245.32      |
| 500                | £2,271.24      |
| 600                | £2,283.12      |
| 700                | £2,343.60      |
| 800                | £2,364.12      |
| 900                | £2,399.76      |
| 1000               | £2,433.24      |

# Additional Options

|                              |   |         |
|------------------------------|---|---------|
| Standard Wired Controls      | Alu-design Control Buttons                            | £0.00   |
|                              | Mini Control Buttons                                  | £0.00   |
| Upgrade to Wireless Controls | Radio Control Mini Buttons                            | £177.30 |
|                              | Fixed Radio Control Button, Alu-design                | £177.30 |
|                              | Radio Control Button, Alu-design with Extension Frame | £219.60 |
|                              | Radio Remote Hand Control - Single Channel            | £213.30 |
| Add Optional Lighting        | 2x LED Spotlights with Flexible Cable - Pre-fitted    | £302.40 |

# Description

The Granberg Verti 830 is a height adjustable wall cabinet lift for the kitchen.

Fitted inside the cabinet, the lift lowers the cabinet shelves and contents by 470mm in a vertical motion to the worktop below.

This version of the Verti is suitable for cabinets with 265-314mm internal depth and comes with a choice of controls and optional factory fitted LED spotlights.

## Key benefits:

- Electric height adjustable wall cabinet lift
- Lowers the cabinet's shelves and contents in a vertical motion to the worktop below

- Time for a lift or lowering stroke, approx. 10 seconds
- Quiet motors and discreet styling
- Integrated safety feature prevents the movement of the lift in the event of an obstruction

#### **Choice of controls:**

- Recessed - Corded Control Button in Alu-design, with 5m Control Cable (Product Code: 61310)
- Recessed - Corded Mini Control Buttons, backlit LED, with 5m Control Cable (Product Code: 61315)
- Recessed - Wireless Mini Control Buttons, backlit LED (Product Code: 61376)
- Recessed - Wireless Control Button in Alu-design (Product Code: 61371)
- Surface mounting - Wireless Control Button in Alu-design with Extension Frame (Product Code: 61371 + 61355)
- Single Channel Remote Control (Product Code: 61385)
- Multi-channel remote controls are also available if you are installing multiple systems, contact us to discuss your requirements

#### **Integrated safety system:**

- Each lift is supplied fitted with a safety stop panel located below the bottom shelf
- Micro-switches in the safety panel stops the lifts decent when contact is made. I.e. A glass on the worksurface
- Micro-switches located in the head of the unit prevent the upward motion if the event of an obstruction on the top shelf

#### **Optional lighting:**

- Factory fitted LED spot lights x 2, located below the safety stop plate
- LED strip lights are also available, with matching LED lights for fixed height cabinets - available separately (Product Codes: 61932 and 61931)

#### **Wall cabinet requirements:**

- Internal widths (mm): 360, 460, 560, 660, 760, 860 and 960
- Overall height (mm): 700 - 1100
- Wall cabinets over 700mm in height will require an internal fixed shelf above the lift
- Internal depth (mm): 265 - 314
- Side thickness (mm): 16 - 20

#### **Technical details:**

- Width of shelves (mm): 306, 406, 506, 606, 706, 806 and 906
- Depth of shelves (mm): 242mm
- Unit height: (mm): 680
- Vertical stroke, max. 470mm
- Speed level: 47mm / sec.
- Bottom safety stop: White finished MDF panel with micro-switches located beneath lowest shelf. When the panel is touched the lift stops
- Top safety stop: Light grey plastic cover with micro-switches. When the cover is touched the lift stops
- Electrical connection: Mains plug for 230 V, max 0.5A
- Power consumption: 105 W
- IP-class: IP 30
- Note: The Wireless and Remote-Control options require an additional plug socket for the remote receiver
- The plug sockets for the Verti should be located 50mm above the wall unit
- Control and lighting voltage: 24 V DC
- Weight including shelves, max. size: 28kg

- Max. Load in a cabinet / Lifting force: 40kg
- Noise pressure: Less than 70 dB(A)

#### Materials:

- Rear panel (thickness 16mm) and shelves (thickness 19mm) in white melamine
- Safety trip panel in white-painted MDF
- Powder coated sheet-metal parts (Alu-grey RAL 9006)
- Motor casing in Alu-grey plastic
- Aluminium sliding rail

#### Warranty:

- 2 year manufacturer warranty

#### Manufacturer product codes:

- 830-040-01, 830-040-06, 830-040-07, 830-040-08, 830-050-01, 830-050-06, 830-050-07, 830-050-08, 830-060-01, 830-060-06, 830-060-07, 830-060-08, 830-070-01, 830-070-06, 830-070-07, 830-070-08, 830-080-01, 830-080-06, 830-080-07, 830-080-08, 830-090-01, 830-090-06, 830-090-07, 830-090-08, 830-100-01, 830-100-06, 830-100-07, 830-100-08

#### Please note:

- For the installation of the Verti 830 lifting system, you must remove the base panel of your wall cabinet. 2x internal metal corner plates are included to strengthen the cabinet.
- Please note, the Verti-830 / 831 is not compatible with an "In-frame" wall cabinet. There is a pinch / entrapment risk with the front frame.

## Additional Information

|                            |                                    |
|----------------------------|------------------------------------|
| Manufacturer               | Granberg                           |
| Model                      | Verti 830                          |
| Style                      | Cabinet Shelves Lower to User      |
| Max. Distance Lowered (mm) | 470                                |
| For Cabinet Width (mm)     | 400, 500, 600, 700, 800, 900, 1000 |
| For Cabinet Height (mm)    | 700, 800, 900, 1000, 1100          |
| For Cabinet Depth (mm)     | 265 - 314 (Internal)               |
| Max. Load (kg / St)        | 40 / 6.3                           |