



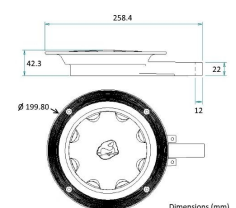
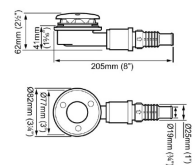
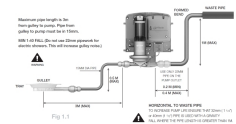
Independent 4 Life

Whale Instant Match with Bluetooth Connectivity - Wet Floor / Tray Kit

£378.00 Inc. VAT

Product Code: SDP134T

Product Images



Description

The Whale SDP134T Instant Match pump has Bluetooth to receive digital signals of the flow sensor in the (J09N) Mira Advance Flex Extra Wireless Shower 8.7kW to automatically adjust the pump speed in relation to the flow rate of the shower to minimise gulley suction noise.

When the shower is turned off, the flow sensor sends a signal to the control unit and after a pre-set time delay the pump turns off. After a further 15 minutes the pump will automatically switch on for a short period of time at a reduced pumping speed, removing any run off water pooled in the shower area. The pump has the ability to run dry without causing damage. Non-return valves in the pump head prevent smells entering the bathroom area from the waste pipe.

Key benefits:

- Removes waste water from the shower area when gravity drainage is not available
- Reliable performance: hair, gels and other shower waste pass through the pump without blocking
- Maintenance free: No pump filter is required therefore no internal cleaning is necessary
- The pump and transformer are pre-mounted on a backplate for faster installation
- The pump may be installed in zones 1, 2 or 3
- Pump and transformers are IP45 rated against moisture and particle ingress
- Easy access to transformer jumper settings
- CE Marked
- A retractive can be fitted (not included). Ideal for use when the wet area is being cleaned, or for ritual cleansing. The pump will run for 15 seconds at full speed
- Easy to install. Dedicated Technical Helpline available: 0845 0694 253

Whale shower wastes included:

- 50mm Pumped shower tray gulley - overall diameter 82mm
- Pumped floor former waste for vinyl flooring, with clamping ring - overall diameter 199.80mm

Technical details:

- This shower and pump combination requires no set-up and provides plug and play operation
- No physical link required between Instant Match and Mira Advance Flex Extra (J09N) - Product code: 1.1785.005
- The shower automatically turns off in the event of electric power failure to the pump
- Quiet gulley, choice of shower tray waste and vinyl floor gulley for floor formers
- Simple pairing of pump with shower
- If the Bluetooth connection cannot be established, the shower can be hard wired to the pump – see installation instructions for more information
- Requires shower bases with a minimum of a 1:40 fall to the gulley
- Maximum flow rate 8 ltrs per min
- Requires 15mm Dia. pipe from waste outlet
- The waste discharge outlet can be connected to a macerator pump
- High performance

Pump:

- Product Code: SDS021T
- Dry running current: 1.2 amp
- Maximum Head: 1.0m
- Maximum Lift: 500mm
- Maximum Head and Lift: 1.5m

Transformer includes patented ActiveLink diagnostics

- Product Code: SDS236T (755.678)
- ActiveLink aids installation and maintenance, with 2x LEDs
- The blue LED flashes every 10 seconds indicating that power is on
- The green LED flashes when water is flowing through the shower
- 75 Watts average
- Class 1
- Thermal protected
- Mains cable 1.8m (3 core)
- Low voltage cable 2m (2 core)
- Transformer/Flow Switch wire 5m (2 core)
- Sensor type selector
- Off Delay of 10, 30 and 60 seconds

Warranty:

- 5-year manufacturers warranty, if your pump is registered with Whale within 30 days - Otherwise 3-year manufacturers warranty

Additional Information

Manufacturer	Whale Pumps
Application	Vinyl Sheet Safety Flooring, Tiled Flooring, Shower Tray, Floor Former, Screeded Floors