



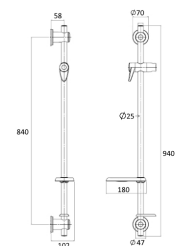
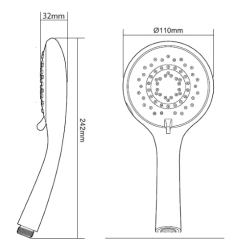
Independent 4 Life

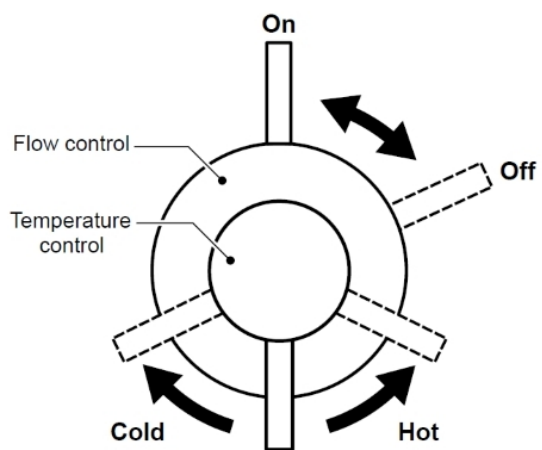
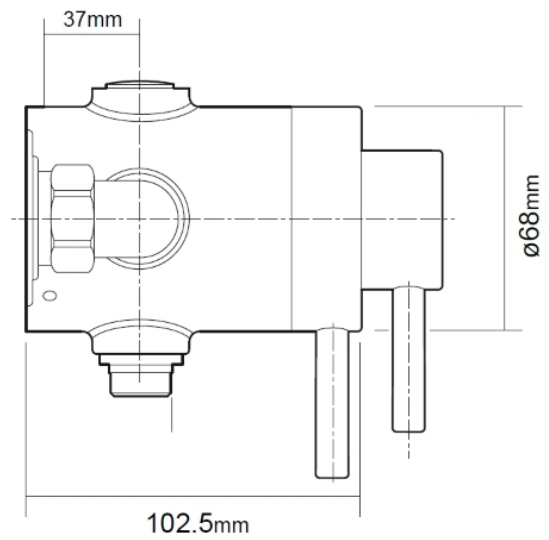
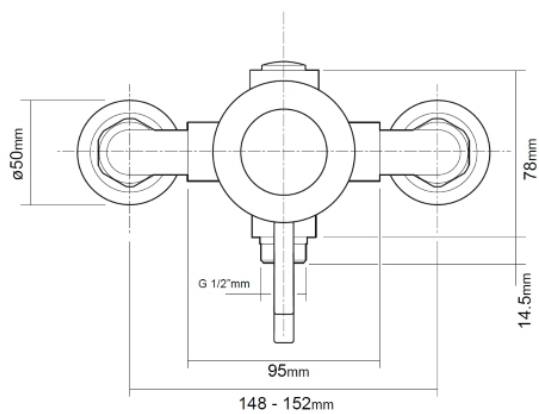
# Triton Elina Exposed Concentric TMV3 Mixer Shower, Grab Riser Kit

£392.26 Inc. VAT

Product Code: ELICMINCEX

## Product Images







## Description

---

Triton Elina mixer shower with exposed valve and grab bar riser rail kit.

The integrated TMV3 valve that conforms to NHS Estates Model Engineering Specification D08 makes it suitable for commercial installations such as care homes, hospitals and nursing homes.

### Key benefits:

- Exposed valve with separate tamper-proof flow and temperature controls
- Easy to grip controls with low resistance levers - ideal for those with limited hand dexterity
- Hygienic design avoid the formation of dirt traps
- Thermostatic temperature control

- Automatic shutdown safety feature should either the hot or cold water supplies fail
- Suitable for all pressure systems
- Includes dual purpose 900mm inclusive grab bar riser rail with soap dish
- Rub clean five spray pattern shower head with 2m double interlocked stainless steel hose, with hose retainer
- Twist and lock shower head holder mechanism
- Easy to install and maintain
- Chrome finish

#### **Safety features:**

- Installation set maximum temperature limit
- Adjustable maximum temperature stop
- Automatic shutdown

#### **Approvals:**

- TMV3 HP-S (High Pressure Shower)
- WRAS (valve only)
- Complies with: BS EN 1111, 1287

#### **Technical details - Shower:**

- Open outlet flow rate: 7 l/min at 0.1 bar
- Max flow rate with flow limiters fitted: 12 l/min
- Min running pressure / flow: 0.2 bar at 8 l/min
- Max running pressure: 5 bar
- Max static pressure: 10 bar
- Inlet connections: 15mm compression to flat face union
- Pipe inlet centres (mm): 150
- Outlet connection: ½" BSP bottom
- Factory pre-set temperature: 38°C
- Min inlet temperature differential: 10°C

#### **Technical details - Shower Fittings:**

- Maximum support load on the grab bar (kg): 150
- Distance between rail brackets (mm): 840
- Rail length (mm): 940
- Rail dia. (mm): 25
- Rail offset from wall to centre of rail (mm): 58
- Hose length (m): 2
- 8000 Series shower head dia. (mm): 110

#### **Warranty:**

- 5 year manufacturer warranty

#### **Alternative manufacturer product code:**

- 06MS15

Additional Information

Manufacturer	Triton
Shower Type	Direct Fed (Mixer)
Shower Features	Thermostatic Mixers, Adjustable Riser Rail, Flexible Hose and Handset, Shower Head Holder
Fixings	Exposed
Control	Manual Lever, Manual Dial
Hose Length (mm) / Application	2000 / Shower Hose
Water Pressure	Low, Normal Mains, High Pressure Systems
Technologies	Thermostatic Control, Phased Shutdown, Anti-Scald
Approvals	WRAS Approved, TMV3 (Healthcare Sector)