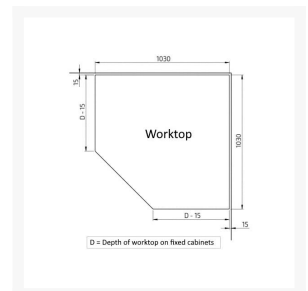




£4,447.44 Inc. VAT

Product Images

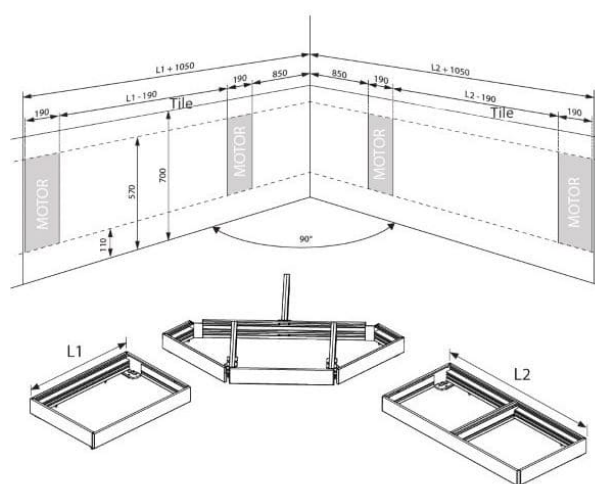


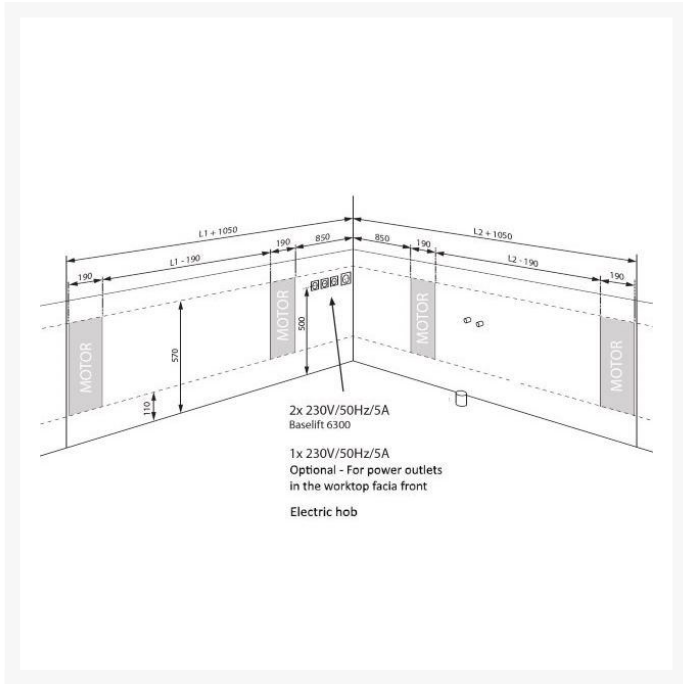


Optional Alu-fronts 40mm high

Anodised Aluminium

White Powder Coated
Aluminium RAL 9003





Additional Options

Step 1) Select which controls you require	Standard - Granberg Corded Mini Touch Control Buttons (Product Code: 61318)	£0.00
	Optional - Granberg Safety Key Lock (Product Code: 61360)	£62.10
	Upgrade - Granberg Remote Control (Product Code: 61385)	£213.30
Step 2) Select your worktop 40mm fascia front (supplied pre-fitted)	None	£0.00
	Anodised Aluminium	£99.90
	White Powder Coated Aluminium RAL 9003	£99.90
Step 3) If ordering control buttons / key lock and a fascia front, the buttons will be pre-fitted. Please detail where you would like these situated (i.e. left, right, centre)		£0.00
Step 4) Add additional safety stop strips if required (front edge included as standard) - Not required if fitting Plusmodules	Left side	£204.30
	Right side	£204.30

Description

The Baselift 6301LA is an electric corner rise and fall worktop lift by renowned Swedish manufacturer Granberg.

Wall mounted, it creates a height adjustable access solution to cater for both standing and seated users.

Its innovative compartment frame design allows for the installation of fascia fronts. The 6301LA series is ideal for a corner worktop with hob due to its shallow 40mm frame height.

The Baselift 6301LA is defined by a 45° front edge and a 90° corner at the wall. This corner module is perfect for making use of the dead space in the corner of the kitchen. Each side can be extended by up to 2400mm with the addition of Plusmodules (available separately).

Key benefits:

- Electric corner worktop lift with 300mm of continuous height adjustment
- Each side can be further extended by up to 2400mm, with the addition of Plusmodules (available separately)
- Discreet wall mounted design
- Adjustable depth, 560 – 580mm from wall

- Clever compartment frame system with a shallow 40mm height allows for the installation of fascia fronts and hobs
- Frame in aluminium with movable (sideward) and angle adjustable consoles
- Frame supplied assembled for quicker installation
- Simple 'plug and play' setup for easy motor configuration
- Includes brackets and screws for installation of fascia front and worktop

Integrated safety system:

- Each lift is supplied fitted with a safety stop strip located below the front edge of the worktop
- This strip prevents the lift from moving once it comes into contact with an external source
- Additional safety stop strips can be added for the sides of the lift, required if the worktop is situated adjacent to other furniture* or objects like a waste bin
- *If installed at the recommended height, the underside of the side frame will be 660mm off the floor at its lowest point and entrapment should be prevented

Choice of controls:

- Corded Mini Touch Control Buttons (Product Code: 61318)
- Safety Key Lock (Product Code: 61360)
- Remote Control (Product Code: 61385)

Optional fascia front:

- Factory fitted 40mm high aluminium compartment frame front cover
- Choice of finish / colour
- For a faster installation on site, the mini control buttons and key lock will be factory fitted

Optional accessories:

- Plusmodules can be used to extend the corner frame either or both sides, by up to 2400mm
- Fascia fronts and locking systems to prevent misuse
- In addition, cover panels can be installed to hide the motor legs and provide a more discreet installation

Technical details:

- Overall size of module (mm): 1045 x 1045
- Free space for electric hob - width x depth (mm) 568 x 505
- Height adjustment: Motor-driven, steplessly adjustable by 300mm (700 - 1000mm excl. worktop)
- Speed: 30mm / sec.
- Safety: Security strip, contact with the strip stops the lift
- Electrical connection: Mains plug for 230 V, 2 x 5A
- Max. distributed load / Lifting force: 100kg (220lbs)
- IP-class: IP 20
- Frame depth: 560-590mm from wall
- For worktop depth: 565-630mm (15mm shallower than worktops on fixed cabinets)
- Front height: 40mm
- Fittings supplied: Attachments for fascia front and worktop
- Clearance required to adjacent surfaces (mm): 5
- Gap to wall (for tiling): 15mm
- Tiling: From 700mm above floor (alternatively right down to floor)
- Material: Aluminium frame
- If fitting your own cover panels x2, dimensions required: Width = worktop width -10mm, height 438mm x thickness 12-20mm
- Order Granberg cover panels separately (Product code: 6260-240)

- Order Fitting kit for cover panels separately (Product code: 6260-005)

Warranty:

- 2 year manufacturer warranty

Please note:

- Due to the custom nature of this product, it is made-to-order and is therefore non-returnable

Additional Information

Manufacturer	Granberg
Mounting / Model	Wall / CRN Baselift 6301LA
Max. Load (kg / St)	100 / 15.7
Method of Operation	Electric - Push Button / Remote
Height Adjustment (mm)	300
Mounting	Wall Mounted