





Independent 4 Life

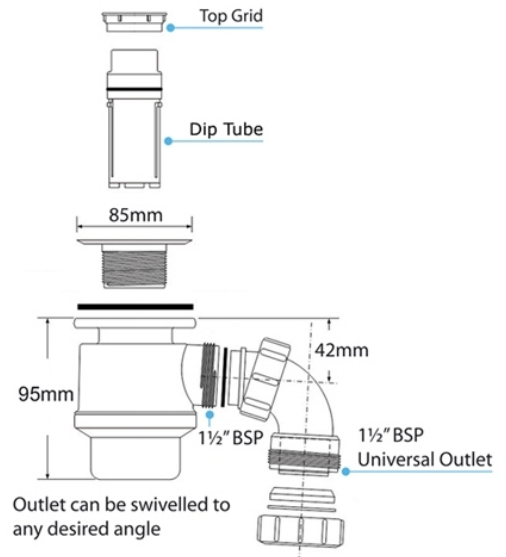
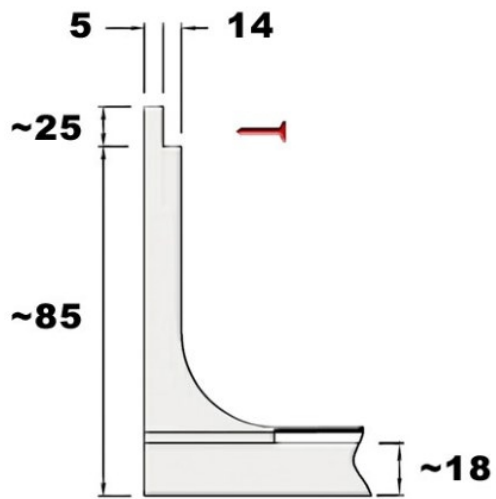
AKW / Contour Swift Alcove Level Access SHWR Tray TRUESEAL2 - 1400x745mm

£389.04 Inc. VAT

Product Code: SWIF1400NW

Product Images





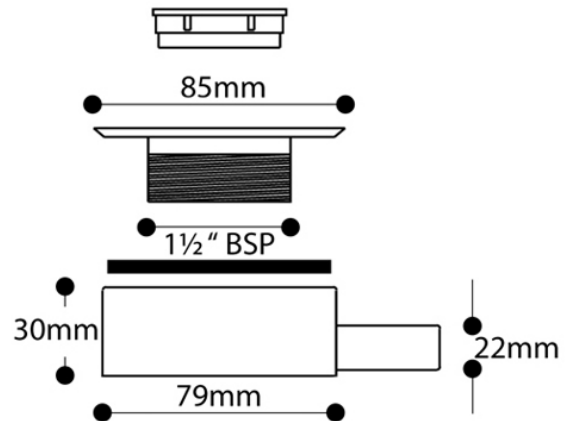


FIG 4

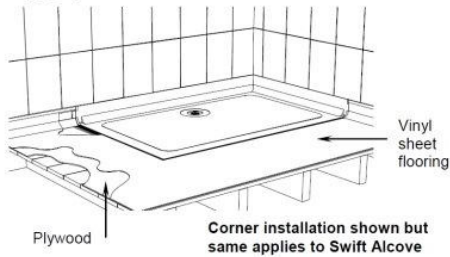
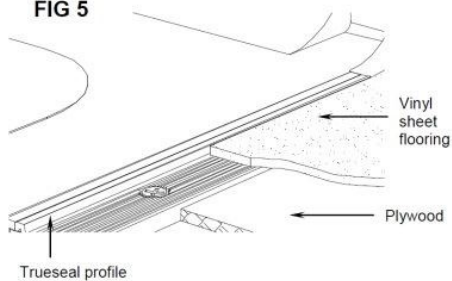


FIG 5



Additional Options

McAlpine Waste Outlet	STW8B-95 Gravity Waste	£0.00
	UPSW-3-22 Pumped Waste	£0.00

Description

The Contour Swift shower tray gives you the perfect choice when a practical, alcove entry shower area is

required.

Once fitted a Swift shower tray provides barrier-free, level access for those with mobility difficulties.

Also, installing a Swift tray only requires the removal of 18mm of flooring, the equivalent of a floorboard.

Key benefits:

- TRUESEAL2 creates a leak free joint when hot welding vinyl safety flooring to the tray
- Barrier free, level access - assists effortless wheelchair entry
- Creates a defined shower area without reducing floor space
- Quick and easy to install
- Anti-slip surface for an assured underfoot grip
- Manufactured in the UK from Glass fibre-reinforced plastic (GRP)

Waste options:

STW8B-95 Gravity Waste

- 50mm water seal gravity waste
- 95mm depth
- Flow rate in excess of 22 litres per minute
- Manufactured by McAlpine

UPSW-3-22 Pumped Waste

- To be used in conjunction with a shower waste pump
- Top access, easy to clean
- 22mm outlet
- 85mm chrome plate flange and grid fitting
- 30mm depth
- Manufactured by McAlpine
- Pump not included

TRUESEAL2 for vinyl flooring:

- TRUESEAL2 is a unique profile that allows vinyl flooring to be hot seam welded directly to the tray
- This creates a perfectly secure watertight joint and vastly reduces the chances of future problems

Technical details:

- Size (mm): 1400x745
- Max load (kg): 270
- Locate in wooden or solid floors - minimal need for additional support under the tray
- Requires only 18mm of existing floor to be removed (apart from the trap area)
- 14mm tiling lip - easily accommodates wallboards and wall tiles

Warranty:

- Lifetime manufacturer warranty

Manufacturer product codes:

- Tray only code: SWIF1400NW
- Tray with gravity waste code: SWIF1400

Additional Information

Manufacturer	AKW / Contour
Model	AKW / Contour - Swift
Tray Size (mm)	1400x745
Tray Size (mm)	1400x745
Handing	Unhanded
Entry Configuration	Front Entry (Alcove)
Step-in Height (mm)	Level Access - 0
Thickness of Tray (mm)	26
Waste Compatibility	Gravity Waste, Pumped Waste
Tray Edge for Floor Finish	TRUESEAL2 - Vinyl