




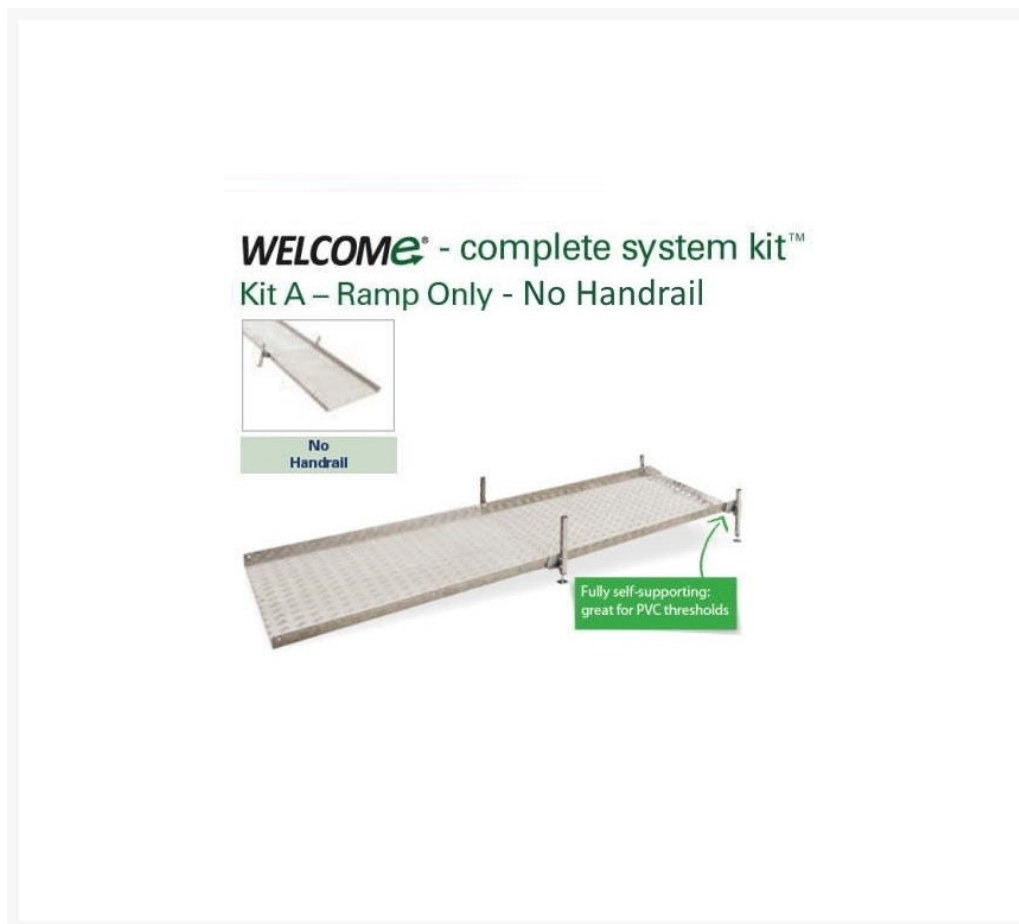
Independent 4 Life

# Welcome Kit A Ramp Only - 120 to 480cm Lengths, Standard Height 33cm (13")

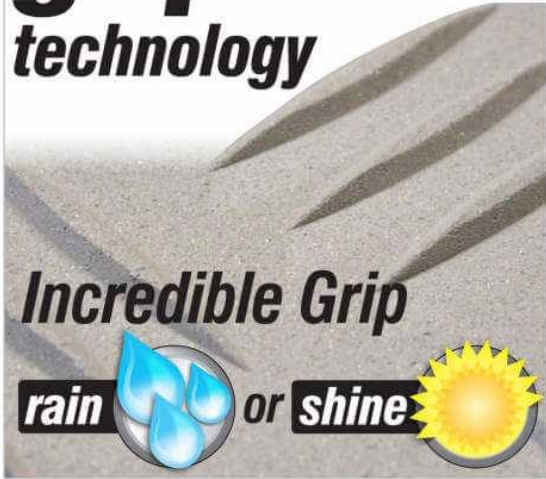
£649.20 Inc. VAT

Product Code: WRA12-A-WRA48-A

## Product Images



**gripdeck**<sup>TM</sup>  
technology



*Incredible Grip*



**WELCOME**<sup>®</sup> - complete system kit<sup>TM</sup>  
Kit A – Ramp Only - No Handrail



# Product Options

---

Length (cm / foot / inches)	Price Inc. VAT
120 / 3ft 9	£649.20
180 / 5ft 9	£919.20
240 / 8ft	£1,086.00
300 / 10ft	£1,358.40
360 / 12ft	£1,471.20
420 / 14ft	£1,676.40
480 / 16ft	£1,838.40

## Description

---

Welcome modular wheelchair access ramp system for domestic use without handrails.

Available in a range for lengths 120cm (4ft) to 480cm (16ft).

This system offers fast assembly, by one person and can be easily transported, dismantled and re-assembled and re-used as required. Offering huge benefits over traditional concrete ramps.

Suitable for a minimum step height 12.5cm (5") to 33cm (13") that can be increased to a maximum height of 50cm (20") with Leg Extensions (Product Code: WLX).

Longer ramps are ideal for higher levels. Ramps are available with handrails and for outward opening doors and or if a rest area is required, ramp kits with platforms are also available.

### Key benefits:

- The ramp is fully self-supporting making the system ideal for uPVC door thresholds
- Extremely durable construction and finish, designed for outdoor use
- Easily modified, adapted and reused
- Fast one-person install the heaviest component is 16kg
- The Gripdeck wearing surface is friendly to pets, high heels and has a superb grip when wet
- Built to last, the system has a huge 400kg capacity
- The height adjustable legs can be adjusted to suit ground variations and a range of step heights
- Materials: Aluminium and galvanised steel
- Designed, manufactured and stocked in the UK for next-day delivery

### Technical specification:

- Range of lengths select above: 120cm (4ft) to 480cm (16ft)
- Internal ramp width - 90cm (35")
- Kerb height - 8cm (3")
- Ramp system - Minimum installed height 12.5cm (5")
- Ramp system - Maximum installed height 33cm (13")

- Leg Extensions (Product Code: WLX) order separately in pairs - Maximum installed height 50cm (20")

**Warranty:**

- 10-year Design life

**Manufacturer product codes:**

- WRA12-A; WRA18-A; WRA24-A; WRA30-A; WRA36-A; WRA42-A; WRA48-A

**Additional Information**

---

Manufacturer	RampCentre
Ramp Width (cm / inches)	90 / 35.4"
Max. Rec. HT. (cm / inches)	12.5 / 5" Adj. to 33 / 13", 12.5 / 5" Adj. to 50 / 20"
Application / Ramp Type	Relocatable Internal / External
Ramp Material	Aluminium & Galvanised Steel
Handrails	No Handrails