



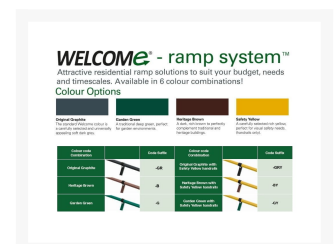
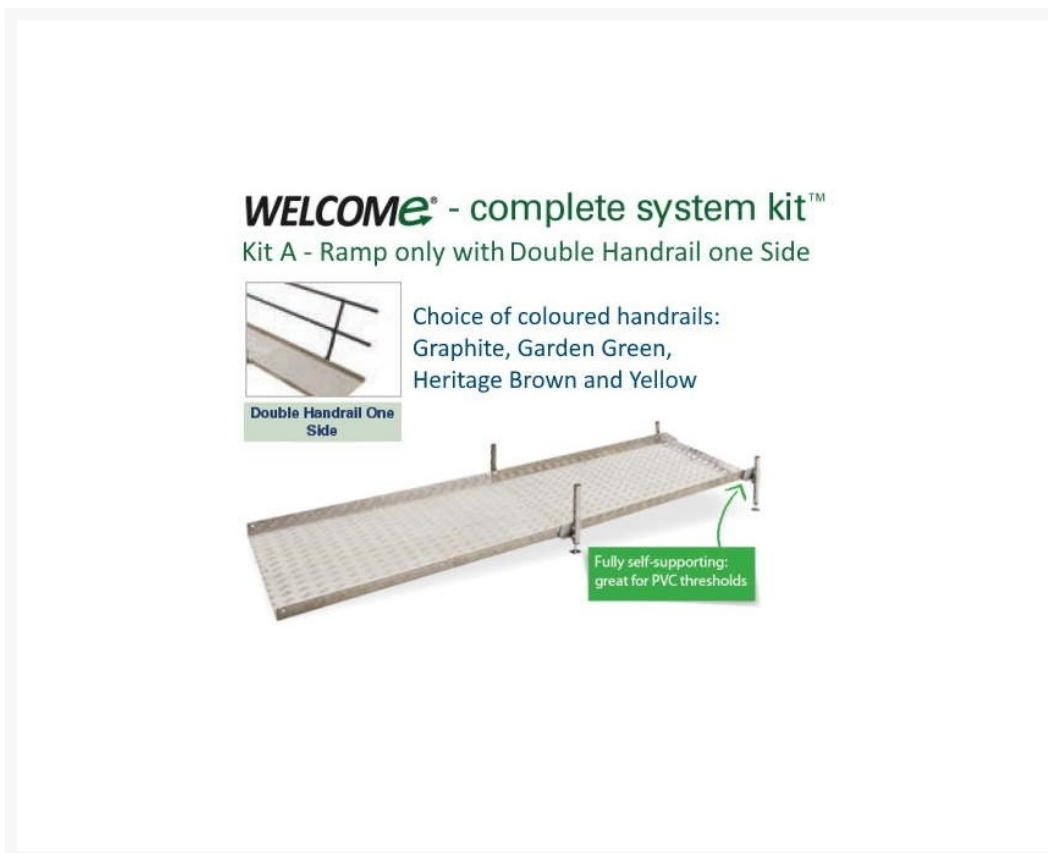
Independent 4 Life

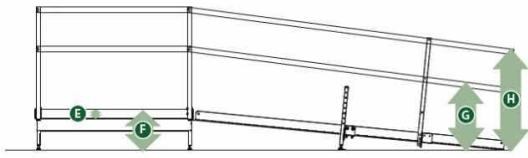
Welcome Ramp Kit A, 1x Double Handrail - 120 to 480cm Lengths, Standard Height 33cm (13")

£855.60 Inc. VAT

Product Code: WRA12-D-WRA48-D

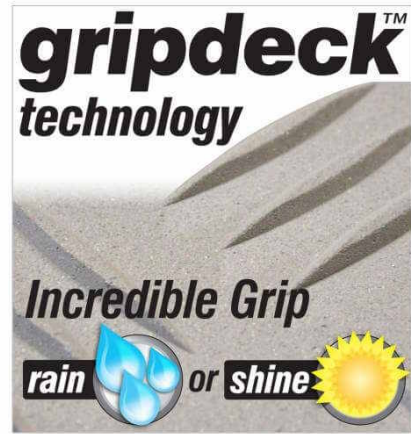
Product Images





- E** - Kerb Height - 8cm (3ins)
- F** - System Height - Min 12.5cm (5ins)
Platform (e.g. WRB etc.) – max. height 38cm (15ins)
Platform with leg extensions (WLX (pr.)) – max. height 55cm (22ins)
Ramp only (e.g. WRA) – max. height 33cm (13ins)
* Ramp only with leg extensions (WLX (pr.)) – max. height 50cm (20ins) *
- G** - Mid Rail Height - 60cm (24ins)
- H** - Upper Rail Height - 90cm (35ins)

Note: * The Dimensions shown are for all available systems *
Note: The Leg Extensions (Product Code: WLX) are to be ordered separately – supplied in pairs.



Product Options

Length (cm / foot / inches)	Price Inc. VAT
120 / 3ft 9	£855.60
180 / 5ft 9	£1,058.40
240 / 8ft	£1,242.00
300 / 10ft	£1,603.20
360 / 12ft	£1,711.20
420 / 14ft	£2,055.60
480 / 16ft	£2,388.00

Additional Options

Post and Handrail colour combinations	Original Graphite	£0.00
	Heritage Brown	£0.00
	Garden Green	£0.00
	Original Graphite posts, Safety Yellow handrails	£0.00
	Heritage Brown posts, Safety Yellow handrails	£0.00
	Garden Green posts, Safety Yellow handrails	£0.00

Description

Welcome modular wheelchair access ramp system for domestic use with a double handrail available in 6x colour combinations, that can be located either side of the ramp.

Available in a range for lengths 120cm (4ft) to 480cm (16ft).

This system offers fast assembly, by one person and can be easily transported, dismantled and re-assembled and re-used as required. Offering huge benefits over traditional concrete ramps.

Suitable for a minimum step height 12.5cm (5") to 33cm (13") that can be increased to a maximum height of 50cm (20") with Leg Extensions (Product Code: WLX).

Longer ramps are ideal for higher levels. For outward opening doors and or if a rest area is required, ramp kits with platforms are also available.

Key benefits:

- The ramp is fully self-supporting making the system ideal for uPVC door thresholds
- Extremely durable construction and finish, designed for outdoor use
- Easily modified, adapted and reused
- Fast one-person install the heaviest component is 16kg
- The Gripdeck wearing surface is friendly to pets, high heels and has a superb grip when wet
- Built to last, the system has a huge 400kg capacity
- The handrails are pre-galvanised steel with a powder coated finish that is durable yet 'warm to the touch'
- The height adjustable legs can be adjusted to suit ground variations and a range of step heights
- Materials: Aluminium and galvanised steel
- Designed, manufactured and stocked in the UK for next-day delivery

Choice of 6x handrail colour combinations:

- **Original Graphite:** Universally appealing soft dark grey - Posts and upper rails
- **Garden Green:** A traditional deep green, perfect for garden environments - Posts and upper rails
- **Heritage Brown:** A dark, rich brown to complement traditional and heritage buildings - Posts and upper rails
- **Safety Yellow:** A rich yellow, perfect for visual safety needs - Posts and upper rails

- **Safety Yellow horizontal rails:** With posts in either Garden Green or Heritage Brown
- All rails have Black plastic end caps and Black straps securing the horizontal rail
- Colour matched Bowends also available for the ends of the Double handrails (Product Code: WRBE) order separately

Technical specification:

- Range of lengths select above: 120cm (4ft) to 480cm (16ft)
- Internal ramp width - 90cm (35")
- External ramp width - 100cm (39.4")
- Kerb height - 8cm (3")
- Mid rail height - 60cm (24")