



Independent 4 Life

Welcome Kit B Ramp with Platform Only - 240 to 600cm Lengths, Standard Height 38cm (15")

£1,177.20 Inc. VAT


Product Code: WRB12-A-WRB48-A

Product Images

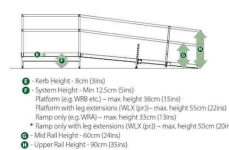
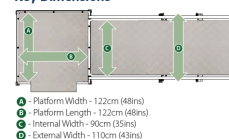
WELCOME® - complete system kit™
KIT B - Ramp and Platform only - No handrail



No
Handrail



Key Dimensions



Note: * The Dimensions shown are for all available systems *
Note: The Leg Extensions (Product Code: WUX) are to be ordered separately - supplied in pairs.

gripdeckTM
technology

Incredible Grip



Product Options

Length (cm / foot / inches)	Price Inc. VAT
Inc Platform 240 / 8ft	£1,177.20
Inc Platform 300 / 10ft	£1,513.20
Inc Platform 360 / 12ft	£1,717.20
Inc Platform 420 / 14ft	£1,927.20
Inc Platform 480 / 16ft	£2,113.20
Inc Platform 540 / 18ft	£2,233.20
Inc Platform 600 / 20ft	£2,426.40

Description

Welcome modular wheelchair ramp system for outward opening doors and where a rest area is required. The platform can be used in both straight through and turning configurations.

Available with a range of ramp lengths 120cm (4ft) to 480cm (16ft), plus a 122cm (4ft) square platform with a standard door plate 80 x 15cm (2ft 6.2"), that can be placed on any side. Larger platforms can be created by joining platforms together (Product Code: WRP12-A) order separately).

This system offers fast assembly, by one person and can be easily transported, dismantled and re-assembled and re-used as required. Offering huge benefits over traditional concrete ramps.

Suitable for a minimum step height 12.5cm (5") to 38cm (15") that can be increased to a maximum height of 55cm (22") with Leg Extensions (Product Code: WLX).

Straight ramp kits without a platform are also available.

Key benefits:

- To be fully compliant with Building Regulations Document M for residential dwellings, see versions with Double Handrails
- Extremely durable construction and finish - designed for years of outdoor use
- Easily modified, adapted and reused
- Fast one-person install the heaviest component is 16kg
- The Gripdeck wearing surface is friendly to pets, high heels and has a superb grip when wet
- Built to last, the system has a huge 400kg capacity
- Height adjustable legs can be adjusted to suit ground variations and a range of step heights
- Standard self-supporting 80 x 15cm doorplate included *Wider door plates also available
- Materials: Aluminium and galvanised steel
- Designed, manufactured and stocked in the UK for next-day delivery

Technical specification:

- Range of ramp with platform lengths select above - 240cm (8ft) to 600cm (20ft)
- www.independent4life.co.uk | info@independent4life.co.uk | Tel: 0800 500 3001 | VAT No: 942447711
EORI GB942447711000

- Platform width - 122cm (48")
- Platform length - 122cm (48")
- Internal ramp width - 90cm (35")
- Kerb height - 8cm (3")
- Platform - Minimum installed height 12.5cm (5")
- Platform - Maximum installed height 38cm (15")
- Leg Extensions (Product Code: WLX) order separately in pairs - Maximum installed height 55cm (22")

Warranty:

- 10-year Design life

Manufacturer product codes:

- WRB12-A; WRB18-A; WRB24-A; WRB30-A; WRB36-A; WRB42-A; WRB48-A

Additional Information

Manufacturer	RampCentre
Ramp Width (cm / inches)	90 / 35.4"
Max. Rec. HT. (cm / inches)	12.5 / 5" Adj. to 38 / 15", 12.5 / 5" Adj. to 55 / 22"
Application / Ramp Type	Relocatable Internal / External
Ramp Material	Aluminium & Galvanised Steel
Handrails	No Handrails