





Independent 4 Life

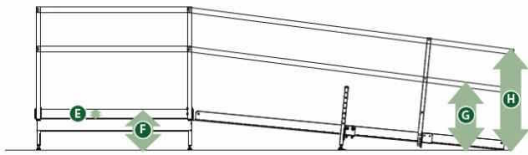
Welcome Kit B Ramp, Platform, 1x Handrail, 240 to 600cm Lengths, Standard Ht. 38cm (15")

£1,639.20 Inc. VAT

Product Code: WRB12-B-WRB48-B

Product Images

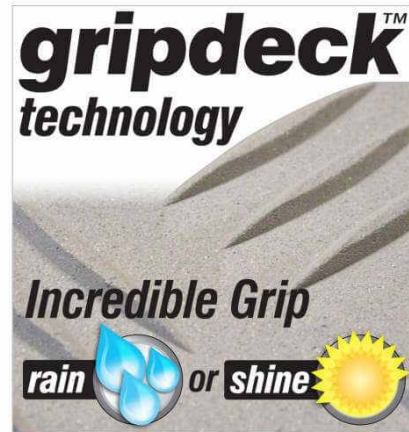




- E** - Kerb Height - 8cm (3ins)
- F** - System Height - Min 12.5cm (5ins)
Platform (e.g. WRB etc.) – max. height 38cm (15ins)
Platform with leg extensions (WLX (pr.)) – max. height 55cm (22ins)
Ramp only (e.g. WRA) – max. height 33cm (13ins)
* Ramp only with leg extensions (WLX (pr.)) – max. height 50cm (20ins) *
- G** - Mid Rail Height - 60cm (24ins)
- H** - Upper Rail Height - 90cm (35ins)

Note: * The Dimensions shown are for all available systems *

Note: The Leg Extensions (Product Code: WLX) are to be ordered separately – supplied in pairs.



WELCOME® - complete system kit™
KIT B - Ramp and Platform with Single Handrail
on one side



Single
Handrail
One Side

Choice of coloured handrails:
Graphite, Garden Green,
Heritage Brown and Yellow



Product Options

Length (cm / foot / inches)	Price Inc. VAT
Inc Platform 240 / 8ft	£1,639.20
Inc Platform 300 / 10ft	£1,815.60
Inc Platform 360 / 12ft	£2,095.20
Inc Platform 420 / 14ft	£2,278.80
Inc Platform 480 / 16ft	£2,590.80
Inc Platform 540 / 18ft	£2,752.80
Inc Platform 600 / 20ft	£2,986.80

Additional Options

Post and Handrail colour combinations	Original Graphite	£0.00
	Heritage Brown	£0.00
	Garden Green	£0.00
	Original Graphite posts, Safety Yellow handrails	£0.00
	Heritage Brown posts, Safety Yellow handrails	£0.00
	Garden Green posts, Safety Yellow handrails	£0.00

Description

Welcome modular wheelchair ramp system for outward opening doors and where a rest area is required. The platform can be used in both straight through and turning configurations. With a single handrail available in 6x colour combinations, that can be located either side.

Available in a range of ramp lengths 122cm (4ft) to 480cm (16ft), plus a 120cm (4ft) square platform with a standard door plate 80 x 15cm (2ft 6.2”), that can be placed on any side. Larger platforms can be created by joining platforms together (Product Code: WRP12-F) order separately.

This system offers fast assembly, by one person and can be easily transported, dismantled and re-assembled and re-used as required. Offering huge benefits over traditional concrete ramps.

Suitable for a minimum step height 12.5cm (5”) to 38cm (15”) that can be increased to a maximum height of 55cm (22”) with Leg Extensions (Product Code: WLX).

Straight ramp kits without a platform are also available.

Key benefits:

- To be fully compliant with Building Regulations Document M for residential dwellings, see versions with Double Handrails
- Extremely durable construction and finish - designed for years of outdoor use
- Easily modified, adapted and reused
- Fast one-person install the heaviest component is 16kg
- The Gripdeck wearing surface is friendly to pets, high heels and has a superb grip when wet
- Built to last, the system has a huge 400kg capacity
- The handrails are pre-galvanised steel with a powder coated finish that is durable yet 'warm to the touch'
- Height adjustable legs can be adjusted to suit ground variations and a range of step heights
- Standard self-supporting 80 x 15cm doorplate included *Wider door plates also available
- Materials: Aluminium and galvanised steel
- Designed, manufactured and stocked in the UK for next-day delivery

Choice of 6x handrail colour combinations:

- **Original Graphite:** Universally appealing soft dark grey - Posts and upper rail
- **Garden Green:** A traditional deep green, perfect for garden environments - Posts and upper rail
- **Heritage Brown:** A dark, rich brown to complement traditional and heritage buildings - Posts and upper rail
- **Safety Yellow:** A rich yellow, perfect for visual safety needs – Posts and upper rail
- **Safety Yellow horizontal rail:** With posts in either Garden Green or Heritage Brown
- All rails have Black plastic end caps and Black straps securing the horizontal rail

Technical specification:

- Range of ramp with platform lengths select above - 240cm (8ft) to 600cm (20ft)
- Platform width - 122cm (48")
- Platform length - 122cm (48")
- Internal ramp width - 90cm (35")
- External ramp width - 100cm (39.4")
- Kerb height - 8cm (3")
- Upper rail height - 90cm (35")
- Platform - Minimum installed height 12.5cm (5")
- Platform - Maximum installed height 38cm (15")
- Leg Extensions (Product Code: WLX) order separately in pairs - Maximum installed height 55cm (22")

Warranty:

- 10-year Design life

Manufacturer product codes:

- WRB12-B; WRB18-B; WRB24-B; WRB30-B; WRB36-B; WRB42-B; WRB48-B

Additional Information

Manufacturer	RampCentre
Ramp Width (cm / inches)	90 / 35.4"
Max. Rec. HT. (cm / inches)	12.5 / 5" Adj. to 38 / 15", 12.5 / 5" Adj. to 55 / 22"
Application / Ramp Type	Relocatable Internal / External
Ramp Material	Aluminium & Galvanised Steel
Handrails	Single Coloured - 1x Side