



Independent 4 Life

Welcome Kit B Ramp, Platform, 2x Dbl Handrails, 240 to 600cm Lengths, Standard Ht. 38cm (15")

£1,891.20 Inc. VAT

Product Code: WRB12-E-WRB48-E

Product Images

WELCOME[®] - complete system kit[™]
KIT B - Ramp and Platform with Double Handrails on both Sides



Double Handrail Both Sides

Choice of coloured handrails:
Graphite, Garden Green,
Heritage Brown and Yellow



WELCOME® - ramp system™

Attractive residential ramp solutions to suit your budget, needs and timescales. Available in 6 colour combinations!

Colour Options



Original Graphite
The standard Welcome colour is a carefully selected and universally appealing soft dark grey.


Garden Green
A traditional deep green, perfect for garden environments.

Heritage Brown
A dark, rich brown to perfectly complement traditional and heritage buildings.

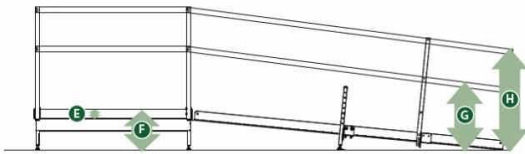
Safety Yellow
A carefully selected rich yellow, perfect for visual safety needs. (handrails only).

Colour code Combination		Code Suffix	Colour code Combination		Code Suffix
Original Graphite		-GR	Original Graphite with Safety Yellow handrails		-GRY
Heritage Brown		-B	Heritage Brown with Safety Yellow handrails		-BY
Garden Green		-G	Garden Green with Safety Yellow handrails		-GY

Key Dimensions




- A** - Platform Width - 122cm (48ins)
- B** - Platform Length - 122cm (48ins)
- C** - Internal Width - 90cm (35ins)
- D** - External Width - 110cm (43ins)



- E** - Kerb Height - 8cm (3ins)
- F** - System Height - Min 12.5cm (5ins)
Platform (e.g. WRB etc.) – max. height 38cm (15ins)
Platform with leg extensions (WLX (pr.)) – max. height 55cm (22ins)
Ramp only (e.g. WRA) – max. height 33cm (13ins)
* Ramp only with leg extensions (WLX (pr.)) – max. height 50cm (20ins)*
- G** - Mid Rail Height - 60cm (24ins)
- H** - Upper Rail Height - 90cm (35ins)

Note: * The Dimensions shown are for all available systems *
Note: The Leg Extensions (Product Code: WLX) are to be ordered separately – supplied in pairs.



WELCOME® - complete system kit™

KIT B - Ramp and Platform with Double Handrails on both Sides



Double Handrail Both Sides

Choice of coloured handrails:
Graphite, Garden Green,
Heritage Brown and Yellow



Product Options

Length (cm / foot / inches)	Price Inc. VAT
Inc Platform 240 / 8ft	£1,891.20
Inc Platform 300 / 10ft	£2,041.20
Inc Platform 360 / 12ft	£2,364.00
Inc Platform 420 / 14ft	£2,696.40
Inc Platform 480 / 16ft	£2,961.60
Inc Platform 540 / 18ft	£3,162.00
Inc Platform 600 / 20ft	£3,451.20

Additional Options

Post and Handrail colour combinations	Original Graphite	£0.00
	Heritage Brown	£0.00
	Garden Green	£0.00
	Original Graphite posts, Safety Yellow handrails	£0.00
	Heritage Brown posts, Safety Yellow handrails	£0.00
	Garden Green posts, Safety Yellow handrails	£0.00

Description

Welcome modular wheelchair ramp system for outward opening doors and where a rest area is required. The platform can be used in both straight through and turning configurations. With two double handrails available in 6x colour combinations, located on both sides of the ramp.

Available in a range of ramp lengths 120cm (4ft) to 480cm (16ft), plus a 122cm (4ft) square platform with a standard door plate 80 x 15cm (2ft 6.2"), that can be placed on any side. Larger platforms can be created by joining platforms together (Product Code: WRP12-G) order separately.

This system offers fast assembly, by one person and can be easily transported, dismantled and re-assembled and re-used as required. Offering huge benefits over traditional concrete ramps.

Suitable for a minimum step height 12.5cm (5") to 38cm (15") that can be increased to a maximum height of 55cm (22") with Leg Extensions (Product Code: WLX).

Straight ramp kits without a platform are also available.

Key benefits:

- Fully compliant with Building Regulations Document M for residential dwellings
- Extremely durable construction and finish - designed for years of outdoor use
- Easily modified, adapted and reused
- Fast one-person install the heaviest component is 16kg
- The Gripdeck wearing surface is friendly to pets, high heels and has a superb grip when wet
- Built to last, the system has a huge 400kg capacity
- The handrails are pre-galvanised steel with a powder coated finish that is durable yet 'warm to the touch'
- Height adjustable legs can be adjusted to suit ground variations and a range of step heights
- Standard self-supporting 80 x 15cm doorplate included *Wider door plates also available
- Materials: Aluminium and galvanised steel
- Designed, manufactured and stocked in the UK for next-day delivery

Choice of 6x handrail colour combinations:

- **Original Graphite:** Universally appealing soft dark grey - Posts and upper rails
- **Garden Green:** A traditional deep green, perfect for garden environments - Posts and upper rails

- **Heritage Brown:** A dark, rich brown to complement traditional and heritage buildings - Posts and upper rails
- **Safety Yellow:** A rich yellow, perfect for visual safety needs – Posts and upper rails
- **Safety Yellow horizontal rails:** With posts in either Garden Green or Heritage Brown
- All rails have Black plastic end caps and Black straps securing the horizontal rail
- Colour matched Bowends also available for the ends of the Double handrails (Product Code: WRBE) order separately

Technical specification:

- Range of ramp with platform lengths select above - 240cm (8ft) to 600cm (20ft)
- Platform width - 122cm (48")
- Platform length - 122cm (48")
- Internal ramp width - 90cm (35")
- External ramp width - 110cm (43")
- Kerb height - 8cm (3")
- Mid rail height - 60cm (24")
- Upper rail height - 90cm (35")
- Platform - Minimum installed height 12.5cm (5")
- Platform - Maximum installed height 38cm (15")
- Leg Extensions (Product Code: WLX) order separately in pairs - Maximum installed height 55cm (22")

Warranty:

- 10-year Design life

Manufacturer product codes:

- WRB12-E; WRB18-E; WRB24-E; WRB30-E; WRB36-E; WRB42-E; WRB48-E

Additional Information

Manufacturer	RampCentre
Ramp Width (cm / inches)	90 / 35.4"
Max. Rec. HT. (cm / inches)	12.5 / 5" Adj. to 38 / 15", 12.5 / 5" Adj. to 55 / 22"
Application / Ramp Type	Relocatable Internal / External
Ramp Material	Aluminium & Galvanised Steel
Handrails	Double Coloured - 2x Sides