



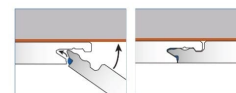

Independent 4 Life

Showerwall Wall Panels - Phantom Marble - Choice of Panel

£137.36 Inc. VAT

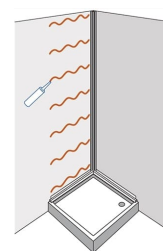
Product Code: SW68

Product Images



Proclix technology has been engineered to create a mechanical locking system that provides seamless, almost invisible joints.

Installation is made easy through the click design which allows panels to be located quickly and easily into place, eliminating the use of prying tools.



Product Options

Panel Size (mm) / Side Edges	Price Inc. VAT
579 x 2440 x 10.5 / Proclick	£137.36
1179 x 2440 x 10.5 / Proclick	£264.18
900 x 2440 x 10.5 / Square Cut	£233.68
1200 x 2440 x 10.5 / Square Cut	£245.96

Description

Showerwall is a versatile and easy-to-fit high pressure laminate (HPL) waterproof wall panelling system.

Manufactured from an Exterior Grade MDF core and finished with a high pressure laminate (Laminate). When installed with the installation trims you can create a stylish and modern bathroom or wet room that's tough, hard-wearing, stain-resistant and totally hygienic.

The Proclick panels have been engineered to create a mechanical locking system that provides seamless and almost invisible joints.

This is the Phantom Marble décor from the Showerwall Impression Collection (formerly the Marble Collection), in Nero style with a Matt finish with a soft to touch flat surface and low light reflectivity.

Get the genuine look of modern marble with striking veins the Marble style of decors with distinctive designs to create a fusion between modern and classic. The striking white marbles have strong statement veins and are an elegant addition to any bathroom.

Free samples available - [click here to contact us](#)

Key product benefits:

- Cost-effective
- Showerwall can be fitted by anyone who is DIY competent
- Fast and hassle-free installation, saving money on installation costs compared to tiles
- Simply cut the Showerwall panels to size and fix them to the wall or over existing tiles
- Non-porous, wipe-clean, hygienic surface
- Showerwall has a solid, grout-free surface
- Eliminating hiding places for mould, dirt or germs
- Provides an impressive watertight finish that looks stunning
- Performs impeccably against the rigours of daily life
- A lot less mess and a much faster fit than tiles
- No tiles - negates the use of wet-trades
- Choice of 4x panel sizes in Proclick or Square cut panels
- Please refer to the Showerwall product brochure, installation instructions and videos for more information

Showerwall panel construction:

- Face laminates are produced to EN 438 standard (VGS), bonded to a quality exterior grade MDF core
www.independent4life.co.uk | info@independent4life.co.uk | Tel: 0800 500 3001 | VAT No: 942447711
EORI GB942447711000

- using a D3 adhesive
- Backing laminate bonded to the panel reverse
- Showerwall core board is exterior grade MDF produced to EN 622-5 standard

Panel types and Sizes available:

All panels are 10.5mm thick, choose from...

Proclick a mechanical locking system: Create seamless feature walls with almost invisible joints

- Proclick - 2440 x 579mm Width / 12kg
- Proclick - 2440 x 1179mm Width / 24kg

Square cut panels: Ideal for short lengths. These require aluminium Joining Trims between panels (5x colours available, order separately)

- Square Cut - 2440 x 900mm Width / 15kg
- Square Cut - 2440 x 1200mm Width / 24kg

Recommended panel applications / notes for installation

Proclick

- See the PDF Installation Instructions
- For uneven walls
- Uniformed thickness timber battens (nominal 50mm x 25mm) must be used
- The battens should be fitted at a maximum distance of 500mm apart; both vertically and horizontally
- The Panels should be fitted to the battens using a suitable panel adhesive. Showerwall Panel Adhesive is recommend

Square Cut

- See the PDF Installation Instructions
- Tiles, plasterboard or plastered walls

Phantom Marble décor:

- Range: The Impression Collection (formerly the Marble Collection)
- Style: Nero
- Finish: Matt - A soft to touch flat surface with low light reflectivity

Size tolerances:

- Width: +/- 3mm
- Height: +/- 5mm
- Thickness: +/- 0.5mm
- Flatness: +/- 1.5mm per 600mm
- Squareness: +/- 1.5mm per 1000mm

Fire rating:

- All Showerwall panels are classified EN 13501
- In addition, selected décors are British Standard Fire Rated Class 2 - BS 476: Part 7: 1997
- Please call to check the F.R status of the panel before purchasing

Warranty:

- 30* year limited domestic residential use manufacturing defect guarantee
- 5 year limited manufacturer defect guarantee, for commercial installations
- Please note: Showerwall panels must be fitted in accordance with the fitting instructions and you MUST

- use Showerwall trims, sealant and adhesive to ensure the system is both waterproof and guaranteed
- *For Domestic installations, panels must be registered within 28 days of install or the warranty will only be valid for 15 years - please visit www.showerwall.co.uk to register your panels

Note - Pattern match is not guaranteed:

- Each décor is designed to replicate natural material and therefore it is often not possible to achieve a repeat in the pattern between two panels
- The décors that replicate marble and stone will show a greater degree of unmatched pattern

Showerwall Disclaimer:

- Due to variations in the photographic and printing processes, the colours shown on this website may vary when compared to the actual product. Natural Stone decors by design will vary to replicate natural stone variances.
- It is recommended that actual product samples or retailer displays are viewed prior to purchase. We reserve the right to amend the specification of the products shown without prior notice. E&OE.

Additional Information

Manufacturer	Showerwall
Range	Marble Collection, Impression Collection
Surface Finish of Panel	Matt
Style	Nero
Panel Décor	Phantom Marble