



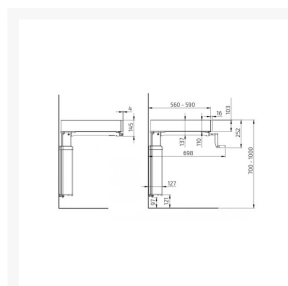
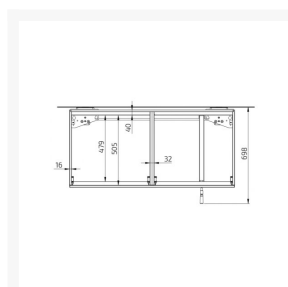
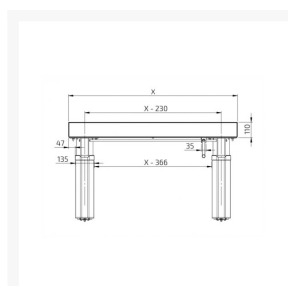
Independent 4 Life

Granberg Manulift 6350HA Cranked Winding Handle, Wall, 103mm Front - 1801-2400mm

£2,980.80 Inc. VAT

Product Code: 6350HA-189240

Product Images



Optional Alu-fronts 103mm high

Anodised Aluminium



White Powder Coated
Aluminium RAL 9003





Additional Options

Step 1) Please enter total width required - must be between 1801-2400mm		£0.00
Step 2) Select the folding handle location - Inset by 235mm	Left hand - Winding crank handle	£0.00
	Right hand - Winding crank handle	£0.00
Step 3) Select your worktop 103mm fascia front (supplied pre-fitted)	None	£0.00
	Anodised Aluminium	£173.00
	White Powder Coated Aluminium RAL 9003	£173.00

Description

The Manulift 6350HA rise and fall worktop lift is operated by a cranked winding handle by renowned Swedish manufacturer Granberg.

Wall mounted, it creates a height adjustable access solution to cater for both standing and seated users.

Its innovative compartment frame design allows for the installation of fascia fronts and accessories. The 6350HA series are designed for the Granberg Ergosteel 120mm deep shallow bowl kitchen sinks and full extension drawers due to its increased frame height of 103mm.

This version of the Manulift 6350HA can be custom made to any width from 1801-2400mm.

Key benefits:

- Cranked winding handle, manual worktop lift with 300mm of stepless height adjustment
- Ingenious folding crank handle, prevents removal and theft
- When ordered the Crank handle can be located either to the left of right hand side of the lift
- For multiple frame orders the Crank Handle location can be specified - please contact us
- Custom made to any size between 1801-2400mm
- Discreet wall mounted design
- Movable (sideward) and angle adjustable consoles of compartment frame
- Clever compartment frame system with increased 103mm frame height allows for the installation of drawers and sinks
- Frame supplied assembled for quicker installation
- Includes brackets and screws for installation of fascia fronts and worktop

Optional fascia front:

- Factory fitted 103mm high aluminium compartment frame front cover
- Choice of finish / colour
- For a faster installation on site, the fascia will be factory fitted

Optional accessories:

- The compartment frame design of the Manulift allows for a high level of customisation
- For example, drawers and fronts can be supplied
- In addition, cover panels can be installed to hide the legs and provide a more discreet installation
- For a full list of accessories, please refer to the 'Installation and Help Guides' or contact us to discuss your requirements

Technical details:

- Stepless height adjustment, by a cranked winding handle by 300mm (700 - 1000mm excl. worktop)
- Number of turns / height adjustment: 3 / 30mm
- Crank handle inset from left or right hand side of the worktop end 235mm
- Max. distributed load / Lifting force: 100kg (220lbs)
- Frame depth: 560-590mm from wall
- For worktop depth: 565-630mm (15mm shallower than worktops on fixed cabinets)
- Front height: 103mm
- Fittings supplied: Brackets for fascia front and worktop
- Gap to the side to wall/adjoining cabinet: 5mm
- Gap to wall (for tiling): 15mm
- Tiling: From 700mm above floor (alternatively all the way down to the floor)
- Material: Aluminium frame
- If fitting your own cover panels x2, dimensions required: Width = worktop width -10mm, height 438mm x thickness 12-20mm
- Order Granberg cover panels separately (Product code: 6260-240)
- Order Fitting kit for cover panels separately (Product code: 6260-005)

Warranty:

- 2 year manufacturer warranty

Please note:

- Due to the custom nature of this product, it is made-to-order and is therefore non-returnable

Manufacturer product codes:

- 6350HA-189, 6350HA-190, 6350HA-199, 6350HA-200, 6350HA-209, 6350HA-210, 6350HA-219, 6350HA-220, 6350HA-229, 6350HA-230, 6350HA-239, 6350HA-240

Additional Information

Manufacturer	Granberg
Mounting / Model	Wall / Manulift 6350HA
Max. Load (kg / St)	100 / 15.7
Method of Operation	Manual - Winding Handle
Height Adjustment (mm)	300
Mounting	Wall Mounted