




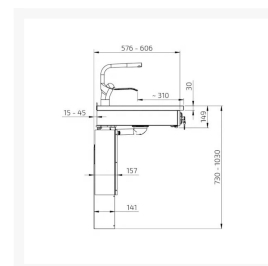
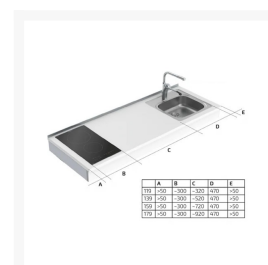
Independent 4 Life


Granberg Wall Mounted Motorised Mini Kitchen Module 6300-ES11S2 - Right, Choice of Widths 1190-1790mm

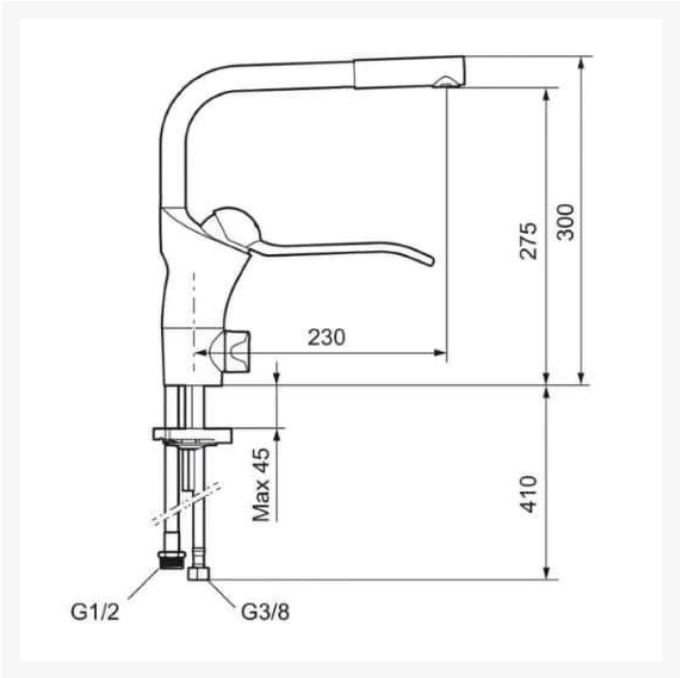
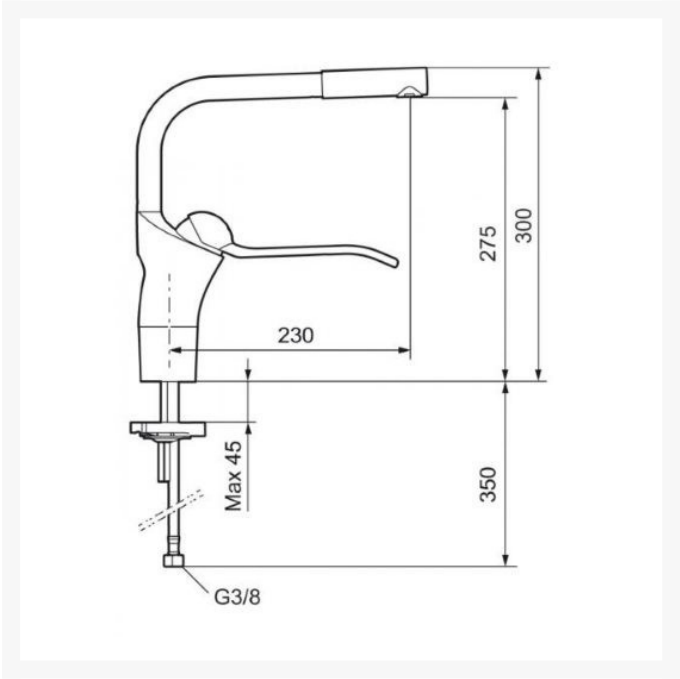
£5,515.20 Inc. VAT

Product Code: 6300-ES11S2-R

Product Images







Product Options

Frame Width (mm)	Price Inc. VAT
1190	£5,515.20
1390	£5,606.40
1590	£5,700.00
1790	£5,859.60

Additional Options

Control Button / Key Lock - Please detail where you would like these situated (i.e. left, right, centre)		£0.00
Additional safety stop strips if required (front edge included as standard)	Left side	£204.30
	Right side	£204.30
Optional - Granberg mixer tap, with 500mm flexible water hoses & Tap hole cutter	Incl. dishwasher shut off (Not WRAS approved)	£482.40
	Without dishwasher shut off (Not WRAS approved)	£482.40

Description

Granberg's Mini Kitchen Module 6300-ES11S2R, 300mm of step less height adjustment with a 30mm White laminate worktop. This wall mounted electric worktop lift features a right hand ES11 under-glued inset shallow 120mm depth insulated kitchen sink bowl with overflow and free space for a left-hand 2 zone cooking hob. The sinks insulated underside prevents scalding and burns to the user.

Choice of optional Granberg FM Mattsson kitchen monobloc mixer taps, 190mm easy to reach lever with a swivel spout - with or without dishwasher cut-off valve.

ALU-design control button and safety lock will be pre-fitted in the fascia, the rear cover panels are easy to fit and hide the legs and services.

Compatible with any kitchen manufacturer this complete electric worktop lifting system is easy and quick to install with "Plug and Play" electronics and motor systems.

The modules are manufactured 10mm shorter in width, to allow for a 5mm clearance gap at both ends for safe movement, ideal for the direct replacement of 1200 to 1800mm width cabinets. The module has a reduced depth of 15mm to accommodate splashbacks and wall tiles.

The anti-pinch safety strip is located under the front edge of the worktop front fascia. If anything touches the strip, the lift unit stops. Side safety strips are available as an optional extra.

Electric floor standing systems or Manual wall mounted variations are also available.

Key benefits:

- Right hand mini kitchen module with 300mm of motorised height adjustment, 700-1000mm above floor, plus the 30mm worktop
- Worktop décor - K1040 Un 30mm White Laminate finished with a brushed aluminium rear edge trim
- The wall mounted legs are concealed by 2x matt white sliding cover panels with 2x dark grey coloured steel end plates
- Tilt able worktop plane for adjustment
- Full extension drawers can be added (except; below the hob) as a factory fitted option - (Contact us if required)
- Range of widths 1190, 1390, 1590 and 1790mm to suit standard kitchen base unit spaces: 1200, 1400,

1600 and 1800mm

- The modules are 10mm shorter in width to allow for a 5mm gap both sides of the unit for the up/down movement
- Adjustable depth 576-606mm including the Alu. front to suit adjoining cabinets and worktops
- 100mm free space below the foot of each leg for services
- Quick solution, top frame supplied pre-assembled for fast site installation
- Simple 'plug and play' setup for easy motor configuration
- Granberg corded control button ALU-design 82 x 82 x 17mm, with large easy to use up/down buttons
- White Powder Coated RAL 9003 aluminium 103mm facia front with plastic end caps
- The control button and key lock are factory fitted in the facia front in your specified position
- Right hand mounted ES11 insulated single bowl kitchen sink with overflow. Inset and under-glued into the worktop
- Free space for a 2 zone electric cooking hob (do not fit gas hobs)
- Optional Granberg FM Mattsson (FMM) kitchen monobloc mixer tap with 190mm easy reach lever and swivel spout that can be adjusted to 60°, 85°, 110°, 360° or fixed
- Pair of flexible Water Hoses 2-pack, 3/8", length 500mm with Tap connectors for FMM taps

Optional choice of tap style:

- - 60210 FMM Inc. dishwasher shut off valve (Not WRAS approved)
- - 60211 FMM Excl. dishwasher shut off valve (Not WRAS approved)
- All components available separately

Integrated safety system:

- Anti-pinch safety stop strip located below the front edge of the worktop frame
- This strip prevents the lift from descending if contact is made
- Additional side safety stop strips can be added, required if the worktop is situated adjacent to other furniture* or objects like a waste bin
- *When correctly installed the frames underside from the floor should be 597mm at its lowest and 897mm at the highest point. Entrapment should be prevented with adjoining surfaces

Mini Kitchen Module 6300-ES11S2 Right includes:

- Wall mounted motorised 6300 worktop lift with 2x leg motors
- Control button, ALU-design
- Safety lock with keys
- Safety stop system under the front edge of the worktop frame
- 2x 12mm matt white melamine cover panels hide service installations under the worktop
- White aluminium front facia
- Worktop décor - K1040 Un 30mm White Laminate
- Brushed aluminium rear edge strip
- Right-hand mounted - ES11 under-glued inset insulated sink with a shallow trap, strainer waste and a flexible drain hose
- Optional choice of Granberg FMM Mixer tap with long lever with or without dishwasher cut-off valve, and flexible water hoses
- Right hand free space for your electric cooking hob

Recommended accessories:

- Full extension, push-to-open integrated drawers
- Cutlery tray
- Power Switch
- 2 Button multi-compartment frame
- Mini cabinet on wheels

- FMM long lever kitchen mixer taps, tap hole cutter and flexible hoses
- 2 Zone cooking hob - Please contact us for prices for Neff and other brands

Technical details:

- Height adjustment: Motor-driven, steplessly adjustable by 300mm (700 - 1000mm excl. worktop)
- Speed: 30mm / sec.
- Safety: Security strip, contact with the strip stops the lift
- Electrical connection: Mains plug for 230 V, max 5.0 A
- Max. distributed load / Lifting force: 100kg (220lbs)
- IP-class: IP 20
- Frame depth: 576 - 606mm from the wall (Incl. front)
- Tilt able worktop plane for adjustment
- Front height: 103mm
- All fittings for assembly supplied, wall fixings not included
- Space to adjoining wall / cabinet side (mm): 5
- Space to wall (for tiles): 15mm
- Tiling: From 700 mm above the floor (alternatively tile down to floor level)
- Worktop frame Material: Aluminium frame
- ES11 sink overall size: 496mm width x 500mm depth
- Bowl size: 400mm width x 340mm depth x 120mm deep
- Plate thickness: 0.8 mm, brushed stainless steel
- Shallow trap, strainer waste and a flexible waste kit

2-zone Hob space planning: (The hob shown in images is not included):

- Inset by 50mm from the left hand end of worktop
- Inset from the front by 50mm
- Please refer to your hob manufactures installation instructions
- The hob cut-out should be made on site to suit the cooking hob dimensions
- Not suitable for gas hobs

Warranty:

- 2 year manufacturer warranty

Please note:

- Due to the custom nature of this product, it is made-to-order and is therefore non-returnable
- The Tap hole is not pre-drilled and the hob space is not cut out

Additional Information

Manufacturer	Granberg
Mounting / Model	Mini Kitchen Module
Max. Load (kg / St)	100 / 15.7
Method of Operation	Electric - Push Button
Height Adjustment (mm)	300
Mounting	Wall Mounted