

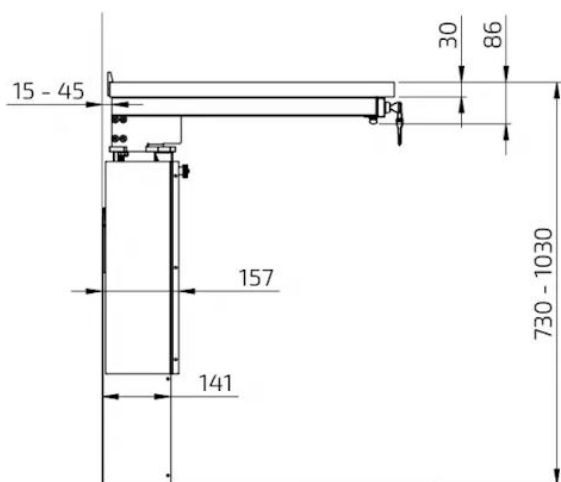


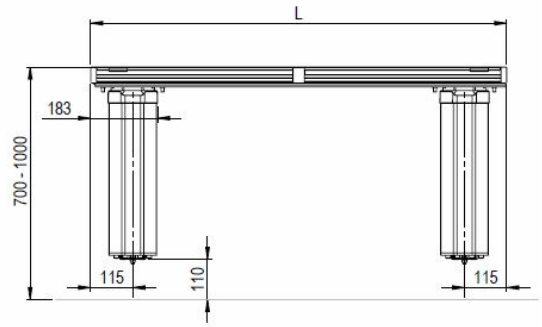


# Granberg Wall Mounted Motorised Workbench Module 6300LA-CT - Choice of Widths 790-1590mm

## Product Images







# Product Options

Frame Width (mm)	Price Inc. VAT
790	£3,614.40
990	£4,876.80
1190	£4,116.00
1390	£4,207.20
1590	£4,300.80

# Additional Options

Corded mini touch buttons / Key Lock - Please detail where you would like these situated (i.e. left, right, centre)		£0.00
Additional safety stop strips if required (front edge included as standard)	Left side	£204.30
	Right side	£204.30

# Description

Wall mounted electric Granberg Workbench module 6300LA-CT, 300mm of step less height adjustment with a 30mm White laminate worktop.

Ideal for use as a workbench, a 2 or 4 zone induction cooking hob can be inset into the worktop (please note Gas hobs are not recommended).

40mm deep frame top with up/down corded mini touch buttons and safety lock will be pre-fitted in the facia, the rear cover panels are easy to fit and hide the legs and services.

Compatible with any kitchen manufacturer this complete electric worktop lifting system is easy and quick to install with "Plug and Play" electronics and motor systems.

The modules are manufactured 10mm shorter in width, to allow for a 5mm clearance gap at both ends for safe movement, ideal for the direct replacement of 800 to 1600mm width cabinets. The module has a reduced depth of 15mm to accommodate splashbacks and wall tiles.

The anti-pinch safety strip is located under the front edge of the worktop front facia. If anything touches the strip, the lift unit stops. Side safety strips are available as an optional extra.

Electric floor standing systems or Manual wall mounted variations are also available.

## Key benefits:

- Worktop module with 300mm of motorised height adjustment, 700-1000mm above floor, plus the

thickness the 30mm worktop

- Worktop finished with a brushed aluminium rear edge trim
- The wall mounted legs are concealed by 2x matt white sliding cover panels with 2x dark grey coloured steel end plates
- Tilt able worktop plane for adjustment
- Range of widths 790, 990, 1190, 1390 and 1590mm to suit standard kitchen base unit spaces: 800, 1000, 1200, 1400 and 1600mm
- The modules are 10mm shorter in width to allow for a 5mm gap both sides of the unit for the up/down movement
- Adjustable depth 576-606mm including the Alu. front to suit adjoining cabinets and worktops
- 100mm free space below the foot of each leg for services
- Quick solution, top frame supplied pre-assembled for fast site installation
- Simple 'plug and play' setup for easy motor configuration
- Granberg corded up/down corded mini touch buttons, 20mm dia. with circular blue LED lights to aid visibility
- White Powder Coated RAL 9003 aluminium 40mm fascia front with plastic end caps
- The mini control buttons and key lock are factory fitted in the fascia front in your specified position
- All components available separately

#### **Integrated safety system:**

- Anti-pinch safety stop strip located below the front edge of the worktop frame
- This strip prevents the lift from descending if contact is made
- Additional side safety stop strips can be added, required if the worktop is situated adjacent to other furniture\* or objects like a waste bin
- \*When correctly installed the frames underside from the floor should be 660mm at its lowest and 960mm at the highest point. Entrapment should be prevented with adjoining surfaces

#### **Workbench 6300LA-CT includes:**

- Wall mounted motorised 6300 worktop lift with 2x leg motors
- Corded mini touch buttons with circular blue LED lights
- Safety lock with keys
- Safety stop system under the front edge of the worktop frame
- 2x 12mm matt white melamine cover panels hide service installations under the worktop
- White Powder Coated RAL 9003 aluminium 103mm fascia front with plastic end caps
- Worktop décor - K1040 Un 30mm White Laminate
- Brushed aluminium rear edge strip

#### **Recommended accessories:**

- Electric cooking hob
- Mini cabinet on wheels

#### **Technical details:**

- Height adjustment: Motor-driven, steplessly adjustable by 300mm (730 - 1030mm Incl. worktop)
- Speed: 30mm / sec.
- Safety: Security strip, contact with the strip stops the lift
- Electrical connection: Mains plug for 230 V, max 5.0 A
- Max. distributed load / Lifting force: 100kg (220lbs)
- IP-class: IP 20
- Frame depth: 576 - 606mm from the wall (Incl. front)
- Tilt able worktop plane for adjustment
- Front height: 40mm

- All fittings for assembly supplied, wall fixings not included
- Space to adjoining wall / cabinet side (mm): 5
- Space to wall (for tiles): 15mm
- Tiling: From 700 mm above the floor (alternatively tile down to floor level)
- Worktop frame Material: Aluminium frame

**Hob Module 6300LA-S4 - 4-zone Hob space planning: (The hob shown in images is not included):**

- Inset by a minimum of 50mm from the left or right hand ends
- Inset from the front by 50mm
- Please refer to your hob manufactures installation instructions
- The hob cut-out should be made on site to suit the cooking hob dimensions
- Not suitable for gas hobs

**Warranty:**

- 2 year manufacturer warranty

**Please note:**

- Due to the custom nature of this product, it is made-to-order and is therefore non-returnable
- The hob space is not cut out

**Additional Information**

---

Manufacturer	Granberg
Mounting / Model	Wall / Workbench Module
Max. Load (kg / St)	100 / 15.7
Method of Operation	Electric - Push Button
Height Adjustment (mm)	300
Mounting	Wall Mounted