




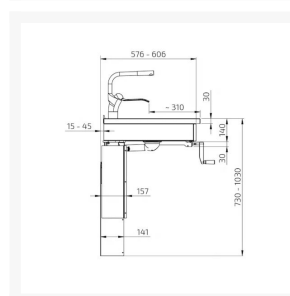
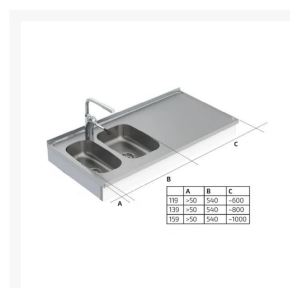
Independent 4 Life

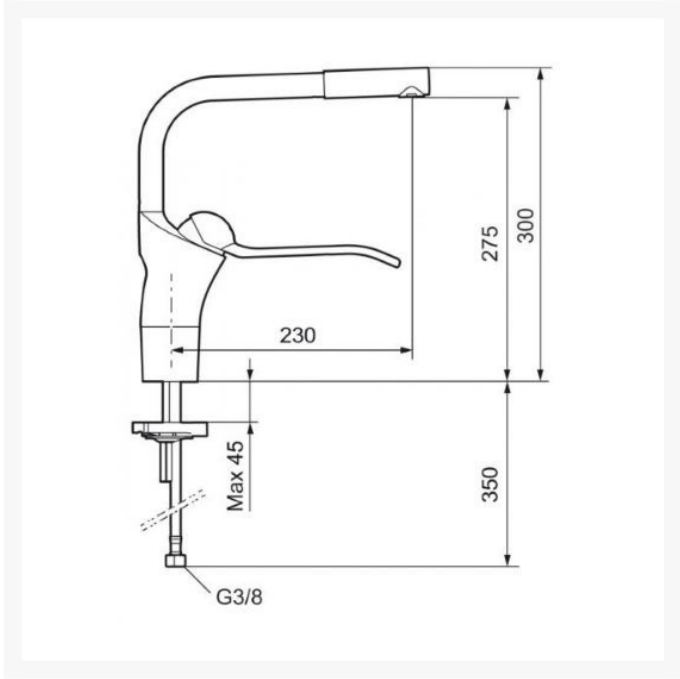
Granberg Wall Mounted Cranked Sink Module 6350-ESG - Left, Choice of Widths 1190-1590mm

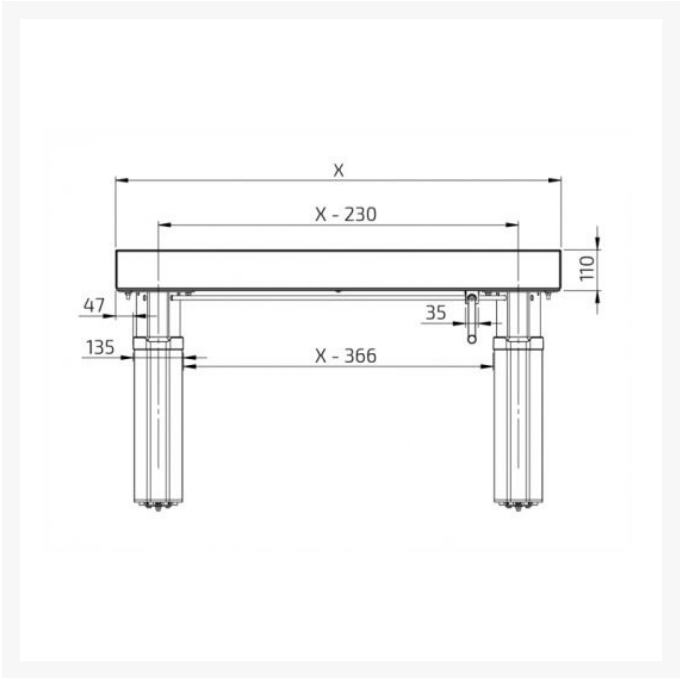
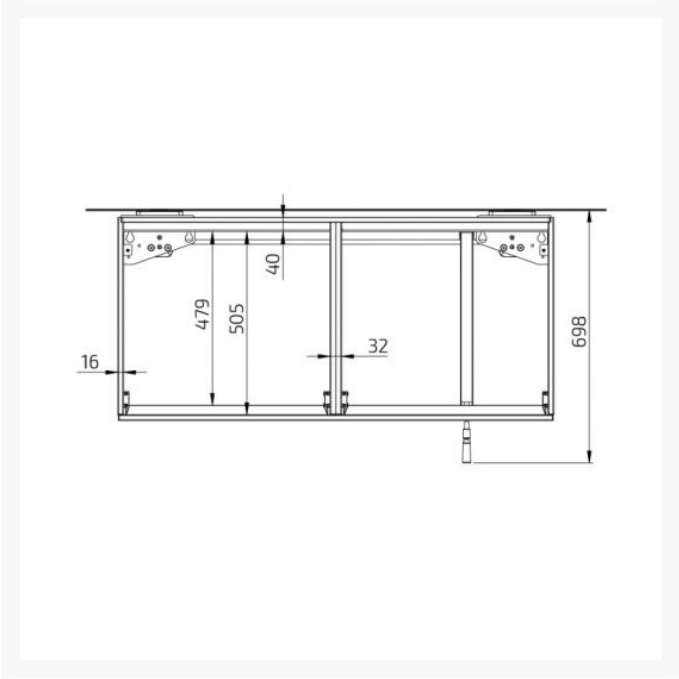
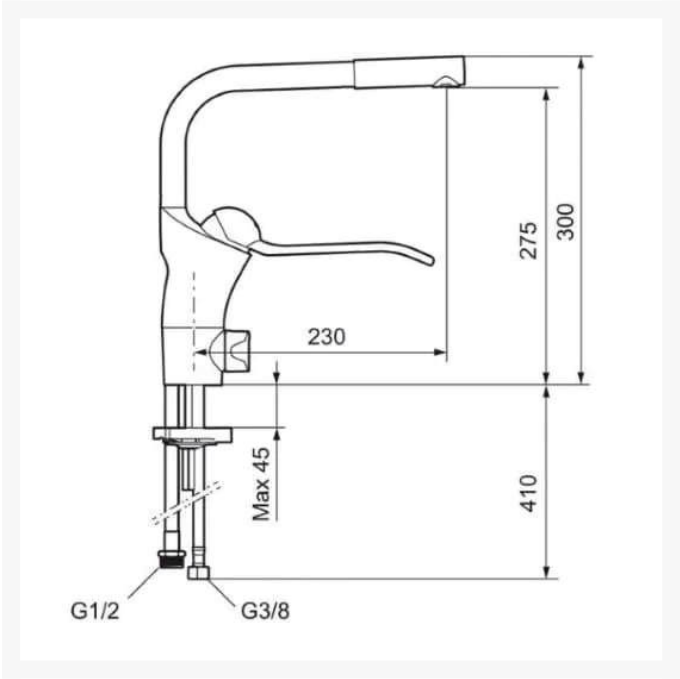
£4,959.60 Inc. VAT

Product Code: 6350-ESG-L

Product Images







Product Options

Frame Width (mm)	Price Inc. VAT
1190	£4,959.60
1390	£5,094.00
1590	£5,242.80

Select the folding handle location - Inset by 235mm	Left hand - Winding crank handle	£0.00
	Right hand - Winding crank handle	£0.00
Optional - Granberg mixer tap, with 500mm flexible water hoses & Tap hole cutter	Incl. dishwasher shut off (Not WRAS approved)	£482.40
	Without dishwasher shut off (Not WRAS approved)	£482.40

Description

Granberg's Sink Module 6350-ESGL wall mounted with 300mm of step less height adjustment by a cranked winding handle.

Smooth stainless worktop/drying area with two insulated shallow sink bowls with overflows to the left. The sinks insulated underside prevents scalding and burns to the user.

Choice of optional Granberg FM Mattsson kitchen monobloc mixer taps, 190mm easy to reach lever with a swivel spout - with or without dishwasher cut-off valve.

The underside of the ESG stainless steel worktop/drying area is supported by a fully-glued MDF board.

Folding crank handle, prevents removal and theft, that can be ordered left or right hand mounted.

White pre-fitted front facia, the rear cover panels are easy to fit and hide the legs and services.

Compatible with any kitchen manufacturer this complete manual worktop lifting system is easy and quick to install.

The modules are manufactured 10mm shorter in width, to allow for a 5mm clearance gap at both ends for safe movement, ideal for the direct replacement of 1200 to 1600mm width cabinets. The module has a reduced depth of 15mm to accommodate splashbacks and wall tiles.

Electric floor standing systems or Manual wall mounted variations are also available.

Key benefits:

- Left hand kitchen sink module with 300mm of hand cranked height adjustment, 730-1030mm above the floor
- Folding crank handle, prevents removal and theft
- The wall mounted legs are concealed by 2x matt white sliding cover panels with 2x dark grey coloured steel end plates
- Tilt able worktop plane for adjustment
- Full extension drawers can be added, as a factory fitted option - (Contact us if required)
- Range of widths 1190, 1390 and 1590mm to suit standard kitchen base unit spaces: 1200, 1400 and 1600mm
- The modules are 10mm shorter in width to allow for a 5mm gap both sides of the unit for the up/down movement

- Adjustable depth 576-606mm including the Alu. front to suit adjoining cabinets and worktops
- 100mm free space below the foot of each leg for services
- Quick solution, top frame supplied pre-assembled for fast site installation
- White Powder Coated RAL 9003 aluminium 103mm fascia front with plastic end caps
- ESG stainless steel worktop/drying area with two 120mm shallow depth, insulated sink bowls with overflows and flexible waste kit
- Optional Granberg FM Mattsson (FMM) kitchen monobloc mixer tap with 190mm easy reach lever and swivel spout that can be adjusted to 60°, 85°, 110°, 360° or fixed
- Pair of flexible Water Hoses 2-pack, 3/8", length 500mm with Tap connectors for FMM taps

Optional choice of tap style:

- - 60210 FMM Inc. dishwasher shut off valve (Not WRAS approved)
- - 60211 FMM Excl. dishwasher shut off valve (Not WRAS approved)
- All components available separately

Sink Module 6350-ESG Left includes:

- Wall mounted Manulift 6350 with 2x legs
- Folding crank handle, prevents removal and theft, left or right hand located - as per the product image
- 2x 12mm matt white melamine cover panels hide service installations under the worktop
- White aluminium front fascia
- Smooth stainless steel worktop and drying area with raised perimeter
- Brushed aluminium rear edge trim
- ESG worktop/drying area with two insulated, 120mm shallow depth sink bowls, overflows, dual shallow traps, strainer wastes and a flexible drain hose
- Optional choice of Granberg FMM Mixer tap with long lever with or without dishwasher cut-off valve, and flexible water hoses
- Note: Tap hole undrilled - Tap hole cutter included

Recommended accessories:

- Full extension, push-to-open integrated drawers
- Cutlery trays
- Mini cabinet on wheels
- FMM long lever kitchen mixer taps, tap hole cutter and flexible hoses

Technical details:

- Height adjustment: Manually cranked steplessly adjustable by 300mm (700 - 1000mm excl. worktop)
- Crank handle inset from left- or right-hand side of the worktop end by 235mm
- Folding crank handle, prevents removal and theft
- 1x turn for height adjustment of 10mm
- Max. distributed load / Lifting force: 100kg (220lbs)
- Frame depth: 576 - 606mm from the wall (Incl. front)
- Tilt able worktop plane for adjustment
- Front height: 103mm
- All fittings for assembly supplied wall fixings are not included
- Space to adjoining wall / cabinet side (mm): 5
- Space to wall (for tiles): 15mm
- Tiling: From 700 mm above the floor (alternatively tile down to floor level)
- Worktop frame Material: Aluminium frame
- ESG sinks: Smooth 1mm stainless steel sheet
- Main bowl size: 294mm width x 400mm depth x 120mm deep
- Rinse bowl size: 220mm width x 400mm depth x 120mm deep

- Shallow traps, strainer wastes and a flexible waste kit

Stainless steel worktop:

- Hygienic and wear-resistant drying area
- Smooth 1mm stainless steel sheet with a raised edge perimeter
- The underside of the stainless steel worktop is supported by a fully-glued MDF board
- Overall thickness of worktop: 30mm

Warranty:

- 2 year manufacturer warranty

Please note:

- Due to the custom nature of this product, it is made-to-order and is therefore non-returnable
- The Tap hole is not pre-drilled

Additional Information

Manufacturer	Granberg
Mounting / Model	Wall / Sink Module
Max. Load (kg / St)	100 / 15.7
Method of Operation	Manual - Winding Handle
Height Adjustment (mm)	300
Mounting	Wall Mounted