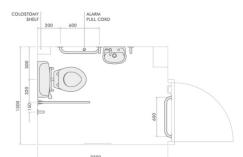
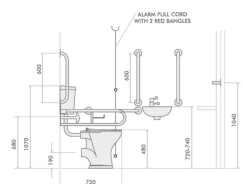


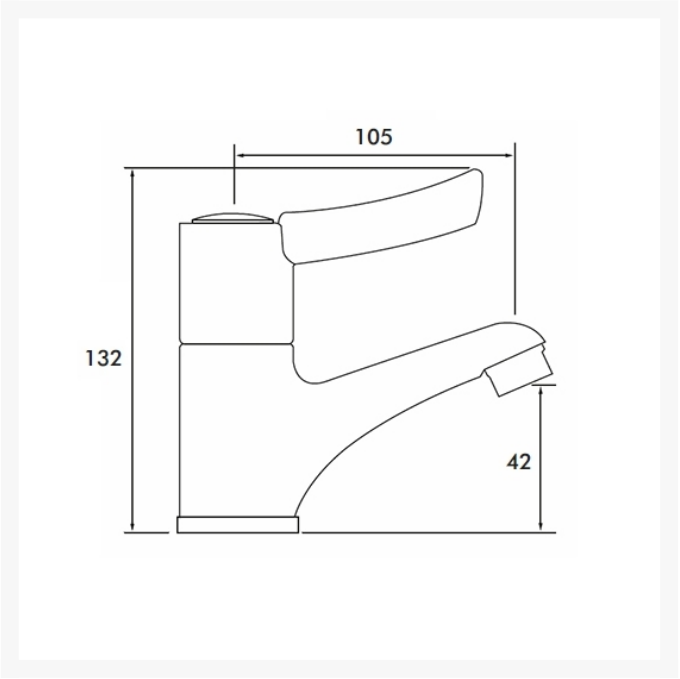


From:	£545.68
To:	£545.68
Inc. VAT	

Product Code: DM600/WH/BL/GR

## Product Images





## Product Options

### Product Code / Rail Colour



#### **DM600WH - Inta Doc M 6Ltr Low Level WC Pack with White Rails**

£454.73

Unhanded standard Inta Doc M pack with 6 litre low level WC, white toilet seat, spatulate lever flush, basin, single lever sequential mixer tap, waste, White rails (RAL 5016) 5x 600mm grab rails, 1x 760mm locking hinged support rail, 1x toilet backrest and pad; and fixings. The pack provides for both left and right hand layouts. WRAS approved.



#### **DM600BL - Inta Doc M 6Ltr Low Level WC Pack with Blue Rails**

£454.73

Unhanded standard Inta Doc M pack with 6 litre low level WC, white toilet seat, spatulate lever flush, basin, single lever sequential mixer tap, waste, Blue rails (RAL 5011) 5x 600mm grab rails, 1x 760mm locking hinged support rail, 1x toilet backrest and pad; and fixings. The pack provides for both left and right hand layouts. WRAS approved.



#### **DM600GR - Inta Doc M 6Ltr Low Level WC Pack with Grey Rails**

£454.73

Unhanded standard Inta Doc M pack with 6 litre low level WC, white toilet seat, spatulate lever flush, basin, single lever sequential mixer tap, waste, Grey rails (RAL 7005) 5x 600mm grab rails, 1x 760mm locking hinged support rail, 1x toilet backrest and pad; and fixings. The pack provides for both left and right hand layouts. WRAS approved.

## Description

This Inta Doc M WC pack complies with approved Document M of the Building Regulations and BS8300:2018.

The packs provides for both left and right hand layouts, with blanking covers supplied for the sink and cistern.

This is the 6 litre low level version with a choice of rails colours.

### Key benefits:

- Complies with Document M of the Building Regulations and BS 8300:2018

- DDA approved
- WRAS approved
- Low Level configuration
- Choice of White, Blue or Grey grab rail colours

#### **Low level WC:**

- White seat ring with metal cross bar hinge
- Low Level WC HO Pan - rear outlet
- WC pan height, with seat fitted (mm): 480
- WC pan projection (mm): 750
- Wirquin cistern fitting pack
- Unhanded 6 ltr low level cistern - non locking lid
- Note: The Cistern has 2 Lever Holes, supplied with a blanking cover
- Wirquin cistern fitting pack
- Chrome spatula flush lever
- Supplied with WC and Cistern, floor and wall fixings

#### **Basin:**

- Unhanded
- 450mm basin - 2 tap holes
- 1¼" basin waste
- Inta LO980CP - Lever operated basin mixer tap
- Tap operating pressure: 0.1 to 5 bar
- Bottle trap
- Wall fixing brackets
- Tap hole stopper

#### **Rails:**

- Mild steel construction
- 35mm Dia. tubes
- Exposed fixings
- 5x 600mm support rails
- 1x 760mm automatic locking hinged grab rail, exposed fixings with toilet roll holder
- 1x toilet backrest with White backrest pad
- White (RAL 5016)
- Blue (RAL 5011)
- Grey (RAL 7005)
- Wall fixings are not supplied

#### **Manufacture product codes:**

- White - DM600WH; Blue - DM600BL; Grey - DM600GR

#### **Warranty:**

- 1 year manufacturing warranty

#### **Note:**

- Please download the PDF for "Technical and Data Sheet" - The plan and elevation technical drawings for the recommended space planning / layout of a Doc M pack.

#### **The following additional mandatory items are not included:**

- TMV3 Thermostatic mixing valve for the tap

- Alarm pull cord with two red bangles
- Alarm reset button
- Shelf and facility for limb storage
- Mirror 400mm wide x 1000mm
- Paper towel dispenser
- Soap dispenser
- Automatic hand dryer
- Toilet paper dispenser

## Additional Information

---

Manufacturer	Inta
Toilet Style	Low Level
Material / Rail Colour	White (RAL 5016), Blue (RAL 5011), Grey (RAL 7005)
Approvals	WRAS Approved
Technologies	TMV a Recommended Extra