



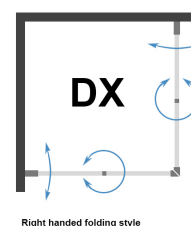
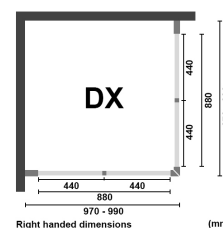
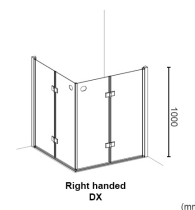
Independent 4 Life

Box Docce 2B H8B Bi-fold Doors 1000mm High x 970-990x970-990mm - DX (Right Hand)

£2,460.00 Inc. VAT

Product Code: H8B-DX

Product Images





1 BrillBox® MAKES IT EASIER TO CLEAN THE GLASS

	
	
ZOOM	ZOOM
	

Additional Options

Installation	Wall Profile for Shower Trays	£0.00
	Wall Profile for Tiled Flooring with Square Edges	£0.00
Optional Shockproof Gel Handles	None - Glass Cut-out Door Handle (Standard)	£0.00
	White x2	£230.00
	Anthracite Grey x2	£230.00

Description

Right Hand (DX) half height corner entry shower enclosure by renowned Italian manufacturers Box Docce 2B. A stunning product from the Series 4000 range, it combines polished aluminium profiles alongside clear toughened glass.

The unique chrome-plated brass hinges move in either direction, allowing each door to fold both inwards and outwards.

This version features bi-fold doors with an adjustable width of 970-990mm on each side.

Key benefits:

- 1000mm high corner shower enclosure with bi-folding doors
- Unique patented hinges fold in either direction - allows the doors to move freely inwards or outwards
- Beautiful aesthetic and design - 100% made in Italy
- 6mm transparent toughened glass with BrillBox easy-cleaning treatment and magnetic lock
- Clear door seals with magnetic lock
- Polished aluminium profiles and a choice of handle designs

Transparent glass with BrillBox treatment:

- Finished with BrillBox - a surface treatment producing an anti-drop effect on glass
- Water does not adhere to the glass surface and drops slide away - avoiding limescale and making cleaning easier
- Through a chemical process, a transparent protective film seals the glass micro-porosity creating a protective barrier

Choice of handles:

- Enclosures come with glass cutout handles as standard - allows for complete flush folding of the doors
- Alternatively, shockproof handles can be fitted in a choice of either white or anthracite grey
- These ergonomically shaped handles are constructed from a comfortable material with soft gel protection

Technical details:

- Right Hand (DX)
 - Total width of each side (mm): 970-990 (adjustable)
 - Combined width of both bi-folding door panels (mm): 880
- www.independent4life.co.uk | info@independent4life.co.uk | Tel: 0800 500 3001 | VAT No: 942447711
EORI GB942447711000

- Width of 1x bi-folding door panel (mm): 440
- Height (mm): 1000
- Glass thickness (mm): 6
- Materials: Toughened glass, aluminium, brass

Warranty:

- 2 year manufacturer warranty

Please note:

- These enclosures are designed to suit tiled wet room floors and shower trays
- We would not recommend fitting this product in vinyl wet rooms with cap and cove flooring

Note:

- The Shower tray shown in the image is not included

Additional Information

Manufacturer	Box Docce 2B
Height (mm)	1000
Shape	Corner
Tray Size (mm)	1000x1000
Handing	Right Hand
Front - ADJ Size (mm)	970-990
Return - ADJ Size (mm)	970-990
Door Entry Width (mm)	900/900
For Installation On	Tiled Floors / Shower Trays
Glass Thickness (mm)	6
Glazing	Clear - Toughened Safety Glass (TSG)
Finish	Polished Aluminium