




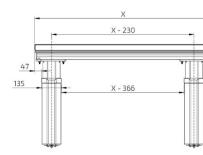
Independent 4 Life

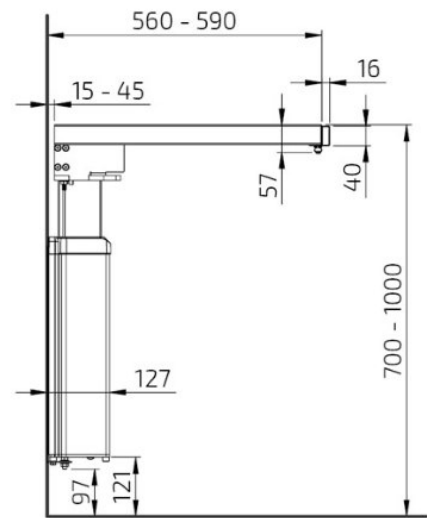
Granberg Baselift 6300LA, Wall, 40mm Front, ADJ Worktop Lift - 590-1000mm

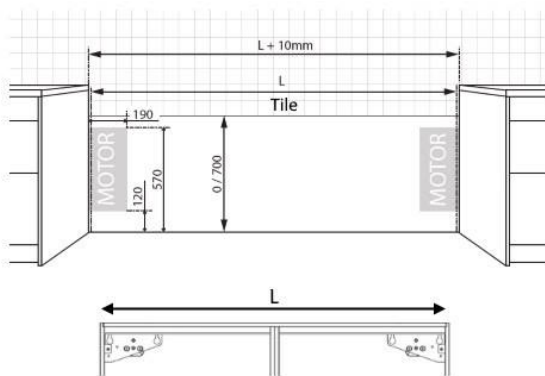
£2,950.56 Inc. VAT

Product Code: 6300LA-059100

Product Images



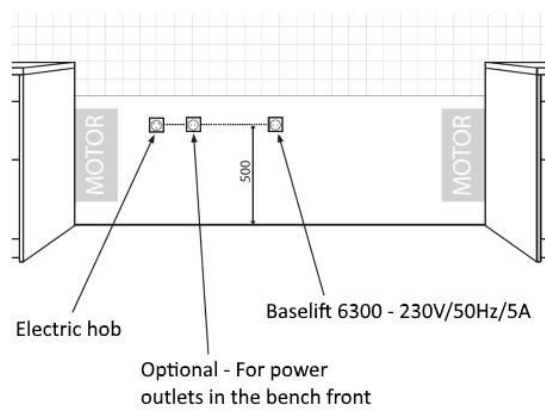




Optional Alu-fronts 40mm high

Anodised Aluminium

White Powder Coated
Aluminium RAL 9003



Additional Options

Step 1) Please enter total width required - must be between 590-1000mm		£0.00
Step 2) Select which controls you require	Standard - Granberg Corded Mini Touch Control Buttons (Product Code: 61318)	£0.00
	Optional - Granberg Safety Key Lock (Product Code: 61360)	£62.10
	Upgrade - Granberg Remote Control (Product Code: 61385)	£213.30
Step 3) Select your worktop 40mm fascia front (supplied pre-fitted)	None	£0.00
	White Powder Coated Aluminium RAL 9003	£107.10
	Anodized Aluminum	£107.10
Step 4) If ordering control buttons / key lock and a fascia front, the buttons will be pre-fitted. Please detail where you would like these situated (i.e. left, right, centre)		£0.00
Step 5) Add additional safety stop strips if required (front edge included as standard)	Left side	£204.30
	Right side	£204.30

Description

The Baselift 6300LA is an electric wall mounted rise and fall worktop lift by renowned Swedish manufacturer Granberg.

The 40mm compartment frame height of the lift creates a height adjustable access solution to cater for both standing and seated users. The lift can be used separately or together with Granberg's wall cabinet lifts to totally adapt the kitchen. Open space is left below the work surface for the users knees and legs.

With a stepless height adjustment range of 300mm controlled by stylish illuminated mini-control buttons and or a remote control, changing the height of the lift is easy.

This version of the Baselift 6300LA can be custom made to any width from 590-1000mm.

Key benefits:

- Discreet wall mounted design
- Clever compartment frame system with a reduced 40mm frame height for the installation of mini-control buttons, worktop and cooking hob

- Electric worktop lift with 300mm of continuous height adjustment, 700-1000mm above floor (excl. worktop)
- Custom made to any width between 590-1000mm
- The frame depth is adjustable 560-590mm to fit adjoining cabinets
- The lifting system is adjustable at an angle to compensate for inclined walls / worktop
- 100mm free space under the leg motors for electrical installation and piping
- Frame supplied assembled for quicker installation
- Simple 'plug and play' setup for easy motor configuration
- Includes brackets and screws for installation of fascia front and worktop

Integrated safety system:

- Each lift is supplied fitted with a safety stop strip located below the front edge of the worktop frame
- This strip prevents the lift from moving when contact is made with an external source
- Additional safety stop strips can be added for the sides of the lift, required if the worktop is situated adjacent to other furniture* or objects like a waste bin
- *If installed at the recommended height, the underside of the side frame will be 660mm off the floor at its lowest point and entrapment should be prevented

Choice of controls:

- Corded Mini Touch Control Buttons (Product Code: 61318)
- Safety Key Lock (Product Code: 61360)
- Remote Control (Product Code: 61385)

Optional fascia front:

- Factory fitted 40mm high aluminium compartment frame front cover
- Choice of finish / colour
- For a faster installation on site, the mini control buttons and key lock will be factory fitted

Recommended accessories:

- Protective panels are available in a range of sizes to enclose the underside of the lift, ideal when cooking hobs are fitted
- A factory fitted fascia front can be supplied and key lock to prevent misuse
- Cover panels can be installed to hide the motor legs and electrical wiring providing a more stylish installation
- Aluminium rear edge protection for fixing to the rear of your worktop to prevent spillages running behind the lift
- For a full list of accessories, please refer to the 'Installation and Help Guides' above or contact us to discuss your requirements

Technical details:

- Height adjustment: Motor-driven, steplessly adjustable by 300mm (700 - 1000mm excl. worktop)
- Speed: 30mm / sec.
- Safety: Security strip, contact with the strip stops the lift
- Electrical connection: Mains plug for 230 V, max 5.0 A
- Max. distributed load / Lifting force: 100kg (220lbs)
- IP-class: IP 20
- Frame depth: 560-590mm from wall
- For worktop depth: 565-630mm (15mm shallower than worktops on fixed cabinets)
- Front height: 40mm
- Fittings supplied: Attachments for fascia front and worktop
- Clearance required to adjacent surfaces (mm): 5

- Gap to wall (for tiling): 15mm
- Tiling: From 700mm above floor (alternatively right down to floor)
- Material: Aluminium frame
- If fitting your own cover panels x2, dimensions required: Width = worktop width -10mm, height 438mm x thickness 12-20mm
- Order Granberg cover panels separately (Product code: 6260-240)
- Order Fitting kit for cover panels separately (Product code: 6260-005)

Warranty:

- 2 year manufacturer warranty

Please note:

- Due to the custom nature of this product, it is made-to-order and is therefore non-returnable

Manufacturer product codes:

- 6300LA-059, 6300LA-060, 6300LA-069, 6300LA-070, 6300LA-079, 6300LA-080, 6300LA-089, 6300LA-090, 6300LA-099, 6300LA-100

Former manufacturer codes:

- The Baselift 6300LA has superseded the Slimlift 6250 series
- Previous product codes included: 6250-055, 6250-075, 6250-095
- Please check all technical details or contact us to discuss the product changes

Additional Information

Manufacturer	Granberg
Mounting / Model	Wall / Baselift 6300LA
Max. Load (kg / St)	100 / 15.7
Method of Operation	Electric - Push Button / Remote
Height Adjustment (mm)	300
Mounting	Wall Mounted