


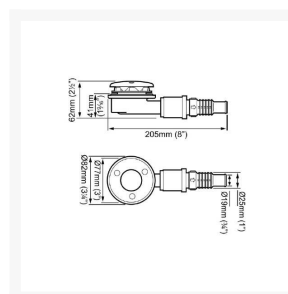
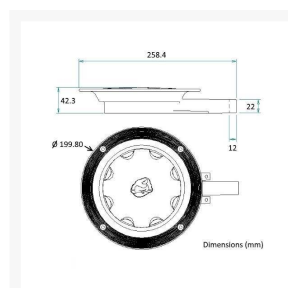


Independent 4 Life

# Whale BP1578 Switch Connect Wet Floor Kit, Vinyl Floors, EXT Flow Switch

Product Code: BP1578

## Product Images





## Product Options

### Waste Pump



#### Whale BP1578 Switch Connect Wet Floor Kit, Vinyl Floors, EXT Flow Switch

Whale BP1578 Switch Connect automatic shower waste pump kit with 50mm shower tray waste and waste for wet room floor formers or screed floors with vinyl flooring. Formerly known as the Whale Automatic and Flow Connect. For a mixer shower fit an extra flow switch (AK1570). 5-year warranty.

### Additional Flow Switch for Mixer Showers



#### Whale AK1570 Mixer Valve Conversion Kit

Whale flow switch for fitting onto the mixer valve outlet, can be used to restrict the flow to 10 litres per minute. Includes 2x 22m equal straight connectors for increasing the flow rate through the waste outlet from 8 Ltr/min to 12 Ltr/min. For use with the Whale Switch Connect, Whale Automatic and Whale Flow Connect shower waste pumps.

# Description

---

The BP1578 formerly known as the Whale Automatic and Whale Flow Connect, is a wastewater pump for shower trays, floor formers and wetroom screed floors. 12x adjustable speed pump settings designed to suit electric showers via. Switch Connect - Direct Connect without a flow switch, other electric showers require a flow switch and mixer shower installations require an extra flow switch to be fitted.

## Key benefits:

- Removes waste water from the shower area when gravity drainage is not available
- Reliable performance: hair, gels and other shower waste pass through the pump without blocking
- Maintenance free: No pump filter is required therefore no internal cleaning is necessary
- 1x Standard flow switch (Product Code: AK1568)
- Pump cover size: 349mm height x 176mm width x 128mm projection
- Flexible installation options - small pump and transformer will fit into tight spaces - e.g. airing cupboard
- Includes Active Link diagnostics (see below)
- The pump may be installed in zones 1, 2 or 3
- Pump and transformers are IP45 rated against moisture and particle ingress
- CE Marked and complies with European standards for EMC - Low Voltage Approvals
- Easy to install. Dedicated Technical Helpline available: 0845 0694 253

## Whale shower wastes included:

- 50mm Pumped shower tray gulley - overall diameter 82mm
- Pumped floor former waste for vinyl flooring, with clamping ring - overall diameter 199.80mm

## Technical details:

- High performance
- Electric showers: Pumps 8 litres per minute (requires 15mm pipework from gulley to pump)
- Mixer showers: 12 litres per minute (requires 22mm pipework from gulley to pump)
- 12 pump speed settings designed to suit Electric and Mixer Shower installations
- Adjustable pump speed minimises gully suction noise

## Pump:

- Product Code: SDS081T
- Dry running current: 1.2 amp
- Maximum Head: 1.0m
- Maximum Lift: 500mm
- Maximum Head and Lift: 1.5m

## Transformer includes patented Active Link diagnostics

- Product Code: SDS081T / Model: 755.210
- Aids installation and maintenance
- Light indicates power present when test button is pressed
- Light indicates shower operation
- 92 Watts intermittent rating
- Double insulated
- Thermal protected
- Mains cable 1.8m (2 core, 0.5mm<sup>2</sup>)
- Low voltage cable 5m (2 core, 10 amp rating)
- Transformer/Flow Switch wire 5m (2 core)

- Shower type selector
- Off Delay of 10 and 30 seconds
- 5 amp slow blow fuse

#### Compatible with:

- Any electric shower with standard flow switch (supplied in kit)

#### Whale Switch Connect – Compatible electric showers

Direct Connect - Allows compatible electric showers to be installed without using a flow switch. Where the shower provides a direct connection from the transformer to an internal switch within the shower that controls the pump.

- Mira Advance ATL Flex Extra 9.0kW (Product Code: 1.1643.010)
- Triton T150+ 8.5kw Electric Shower (Product Code: SP1508WP)
- Triton T150+ 9.5kw Electric Shower (Product Code: SP1509WP)
- Triton T150z Pumped 8.5kw (Product Code: SPSGPE08WC)
- Triton T150z Pumped 9.5kw (Product Code: SPSGPE09WC)
- Triton Safeguard Pumped Care 8.5kw (Product Code: CSGPE08WC)
- Triton Safeguard Pumped Care 9.5kw (Product Code: CSGPE09WC)
- Triton Safeguard+ 8.5kw (Product Code: CSGP08W)
- Triton Safeguard+ 9.5kw (Product Code: CSGP09W)
- Triton Omnicare Design 8.5kw Electric Shower With Extended Kit (Product Code: CINCDDES08W)
- Triton Omnicare Design 9.5kw Electric Shower With Extended kit (Product Code: CINCDDES09W)
- Triton Omnicare Design 8.5kw Electric Shower With Grab Kit (Product Code: CINCDDES08WGRB)
- Triton Omnicare Design 9.5kw Electric Shower With Grab kit (Product Code: CINCDDES09WGRB)
- Triton Omnicare Style 8.5kw Electric Shower With Extended Kit (Product Code: CINCSTY08W)
- Triton Omnicare Style 9.5kw Electric Shower With Extended Kit (Product Code: CINCSTY09W)
- Triton Omnicare Style 8.5kw Electric Shower With Grab Kit (Product Code: CINCSTY08WGRB)
- Triton Omnicare Style 9.5kw Electric Shower With Grab Kit (Product Code: CINCSTY09WGRB)
- Redring Selectronic WP 8.5kW (Product Code: SELP85WP 53 677515)
- Redring Selectronic WP 9.5kW (Product Code: SELP95WP 53 678515)

#### Mixer shower installations:

Where there are hot and cold inlet feeds please also order 1x AK1570 Whale Mixer Valve Flow Switch

#### Warranty:

- 5-year manufacturers warranty, if your pump is registered with Whale within 30 days - Otherwise 3-year manufacturers warranty

## Additional Information

Manufacturer	Whale Pumps
Application	Vinyl Sheet Safety Flooring, Shower Tray, Floor Former, Screeded Floors