






Independent 4 Life

Diffusion Wadesmill Side Loading Towel Rail 1348x600mm - Choice of Colour

From: £567.20
To: £567.20
Inc. VAT

Product Code: WA136

Product Images





Radiator Finish: Matt White



Radiator Finish: Obsidian




Radiator Finish: Smoke



Product Options


Product code / Colour / Size / Output



WA136OB Diffusion Wadesmill Side Loading Towel Rail - Obsidian 1348x600mm - 2365 BTU

£472.67


Stylish Wadesmill by Diffusion, a round tube steel open sided towel rail, with a powder coated Obsidian colour finish. A welcome addition to any bathroom or wetroom. The side opening allows for ease of use from either a standing or seated position. Can be used as a dual fuel radiator, output of 2365 BTU, and or you can fit a 600W element (order separately) to allow for summer heating. Order valves separately. 1348mm high x 600mm wide.



WA136GN Diffusion Wadesmill Side Loading Towel Rail - Gunmetal 1348x600mm - 2365 BTU

£472.67

Stylish Wadesmill by Diffusion, a round tube steel open sided towel rail, with a powder coated Gunmetal colour finish. A welcome addition to any bathroom or wetroom. The side opening allows for ease of use from either a standing or seated position. Can be used as a dual fuel radiator, output of 2365 BTU, and or you can fit a 600W element (order separately) to allow for summer heating. Order valves separately. 1348mm high x 600mm wide.



WA136MW Diffusion Wadesmill Side Loading Towel Rail - Matt White 1348x600mm - 2365 BTU

£472.67

Stylish Wadesmill by Diffusion, a round tube steel open sided towel rail, with a powder coated Matt White colour finish. A welcome addition to any bathroom or wetroom. The side opening allows for ease of use from either a standing or seated position. Can be used as a dual fuel radiator, output of 2365 BTU, and or you can fit a 600W element (order separately) to allow for summer heating. Order valves separately. 1348mm high x 600mm wide.

WA136SM Diffusion Wadesmill Side Loading Towel Rail - Smoke 1348x600mm - 2365 BTU

£472.67



Stylish Wadesmill by Diffusion, a round tube steel open sided towel rail, with a powder coated Smoke colour finish. A welcome addition to any bathroom or wetroom. The side opening allows for ease of use from either a standing or seated position. Can be used as a dual fuel radiator, output of 2365 BTU, and you can fit a 600W element (order separately) to allow for summer heating. Order valves separately. 1348mm high x 600mm wide.

Description

The Diffusion Wadesmill Side 1348x600mm towel radiator has been designed and manufactured with the tubes open on one side to ensure easy towel hanging for both standing or seated users.

The radiator is reversible to allow opening on either side to make it easier than ever to design or refurbish any bathroom or wetroom.

With the option to use as a dual fuel system (order the electric element separately) allowing you to use the radiator all year round, or you can run the radiator via the electric heating element only.

Key benefits:

- Bars open on one side to ensure easy towel hanging
- Reversible to allow opening on either side
- Dual fuel option, requires 400W heating element (order separately)
- Chrome and Colour matching valves are available (order separately)
- The tubes are open on one side to ensure easy hanging of towels
- Four colour options available: Gunmetal, Obsidian, Matt White, or Smoke

Technical details:

- Round steel tube open sided towel rail
- Optional dual fuel
- Output at 50°C (BTU): 2365
- Recommended heating element (W): 600
- Overall height (not including inlet pipes) (mm): 1348
- Overall width (mm): 600
- Inlet pipe centres (mm): 50
- CE Approved and tested to BS EN442
- **Please note due to the manufacturing process the width and height dimensions are ± 2mm**

Guarantee:

- 5 Year Guarantee

Note:

- The chrome valves shown in the installed example image are not included

Additional Information

Manufacturer	Diffusion
Colour Match Valves	Yes