



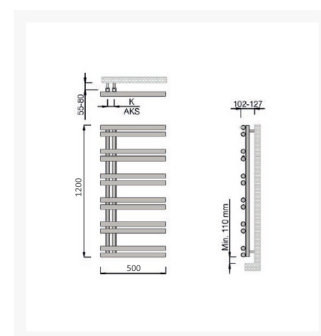
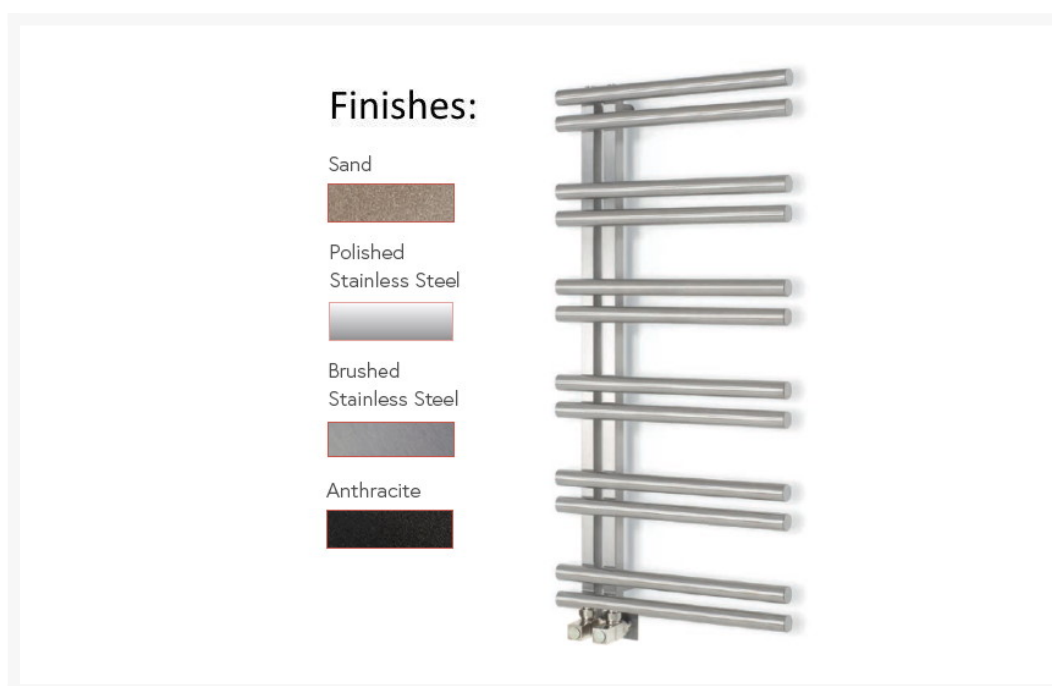
Independent 4 Life

Diffusion Standon Side Loading Towel Rail 1200x500mm, Inc. Valves - Choice of Colour

From: £836.40
To: £989.40
Inc. VAT





Product Code: ST125

Product Images



Product Options

Product code / Colour / Size / Output

 <p>Brushed Stainless Steel</p>	<p>ST125BS Diffusion Standon Side Loading Towel Rail - Brushed Stainless Steel 1200x500mm - 1222 BTU</p> <p>The Standon by Diffusion, a round tube stainless steel ladder towel rail with open side, Brushed Stainless-Steel finish. A welcome addition to any bathroom or wetroom. Unhanded, the side opening allows for ease of use from either a standing or seated position. Output of 1222 BTU. Angled chrome valves included. 1200mm high x 500mm wide.</p>	<p>£697.00</p>
 <p>Anthracite</p>	<p>ST125BK Diffusion Standon Side Loading Towel Rail - Anthracite 1200x500mm - 1222 BTU</p> <p>The Standon by Diffusion, a round tube stainless steel ladder towel rail with open side, powder coated Anthracite colour finish. A welcome addition to any bathroom or wetroom. Unhanded, the side opening allows for ease of use from either a standing or seated position. Output of 1222 BTU. Angled chrome valves included. 1200mm high x 500mm wide.</p>	<p>£790.50</p>
 <p>Sand</p>	<p>ST125SA Diffusion Standon Side Loading Towel Rail - Sand 1200x500mm - 1222 BTU</p> <p>The Standon by Diffusion, a round tube stainless steel ladder towel rail with open side, powder coated Sand colour finish. A welcome addition to any bathroom or wetroom. Unhanded, the side opening allows for ease of use from either a standing or seated position. Output of 1222 BTU. Angled chrome valves included. 1200mm high x 500mm wide.</p>	<p>£790.50</p>
 <p>Polished Stainless Steel</p>	<p>ST125PS Diffusion Standon Side Loading Towel Rail - Polished Stainless Steel 1200x500mm - 1222 BTU</p> <p>The Standon by Diffusion, a round tube stainless steel ladder towel rail with open side, Polished Stainless Steel finish. A welcome addition to any bathroom or wetroom. Unhanded, the side opening allows for ease of use from either a standing or seated position. Output of 1222 BTU. Angled chrome valves included. 1200mm high x 500mm wide.</p>	<p>£824.50</p>

Description

The Diffusion Standon 1200x500mm stainless steel ladder towel radiator has been designed and manufactured with the tubes open on one side to ensure easy towel hanging for both standing or seated users.

The radiator is reversible to allow opening on either side to make it easier than ever to design or refurbish any bathroom or wetroom.

Key benefits:

- Reversible to allow opening on either side
- Angled chrome valves included
- The tubes are open on one side to ensure easy hanging of towels
- Suitable for use on closed or open systems
- Wall brackets on uprights to maximise hanging space
- Four colour options available: Brushed, Polished Stainless Steel, Sand or Anthracite

Technical details:

- Round stainless steel tube open sided towel rail
- Output at 50°C (BTU): 1222
- Overall height (not including inlet pipes) (mm): 1200
- Overall width (mm): 500
- Inlet pipe centres (mm): 50
- CE Approved and tested to BS EN442
- **Please note due to the manufacturing process the width and height dimensions are \pm 2mm**

Guarantee:

- 5 Year Guarantee

Additional Information

Manufacturer	Diffusion
Colour Match Valves	No