



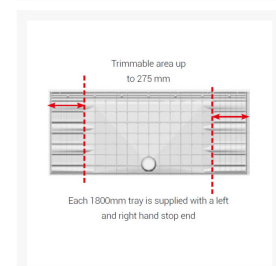
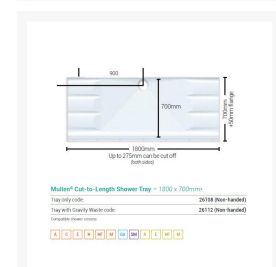
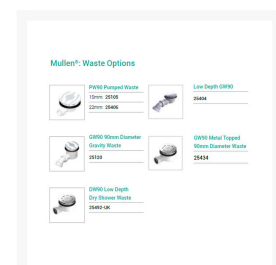
Independent 4 Life

AKW Mullen Surface or Level Access, Cut-to-Length 1800x700mm Alcove SHWR Tray - Choice Waste

£489.70 Inc. VAT

Product Code: MULLEN-CTL

Product Images



Intergrid® Clamping Strip

The key benefit of the Mullen® shower tray is its unique clamping strip (Intergrid®) which grips and seals vinyl flooring into the tray for a watertight seal.


Features & Benefits

- + Flooring can be fitted or changed after the tray and screen have been installed, avoiding unnecessary site visits

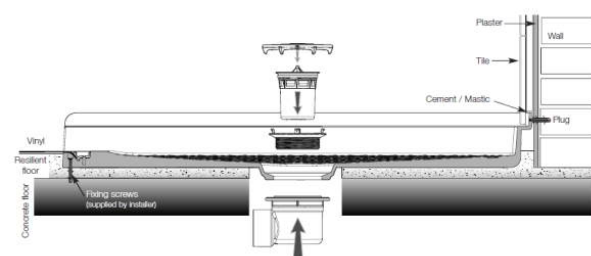
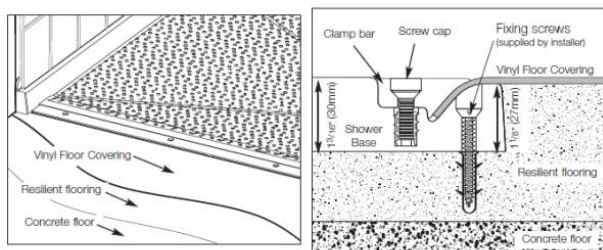


Mullen® Shower Tray: Concrete Floor Installation Guide

Slippage or float during installation is eliminated by the ribbed design of the underside which allows the tray to key into soft cement or screed.

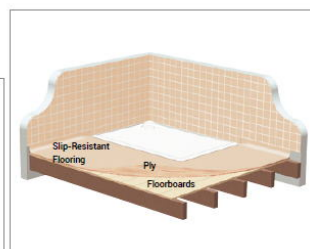
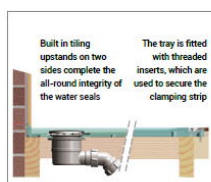


Resilient Flooring - Completely level access

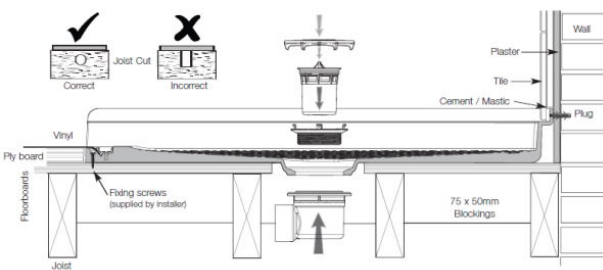
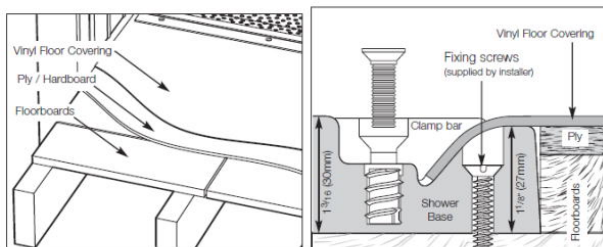


Mullen® Shower Tray: Wooden Floor Installation Guide

AKW Mullen tray to be fitted on timber supports.



Wooden Floors - Completely level access

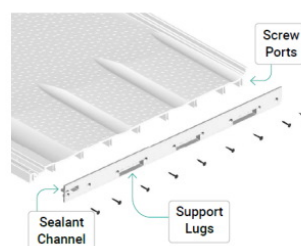


Mullen® Shower Tray: Cut-to-Length Shower Tray Stop Ends

Each 1800mm Mullen® tray is supplied with a left and right-hand stop end.

Features & Benefits

- + Alcove trays can be trimmed by up to 275mm on two sides for 1800mm trays
- + Specially designed stop ends give a strong, mechanical waterproof joint



Tray and Screen Compatibility

Tray Size	Compatible Screens															
2500 x 1000	251	252	253	254	255	256	257	258	259	260	261	262	263	264	265	266
1200 x 700	251	252	253	254	255	256	257	258	259	260	261	262	263	264	265	266
1200 x 620	251	252	253	254	255	256	257	258	259	260	261	262	263	264	265	266
1300 x 700	251	252	253	254	255	256	257	258	259	260	261	262	263	264	265	266
1300 x 620	251	252	253	254	255	256	257	258	259	260	261	262	263	264	265	266
1420 x 700	251	252	253	254	255	256	257	258	259	260	261	262	263	264	265	266
1524 x 762	251	252	253	254	255	256	257	258	259	260	261	262	263	264	265	266
1524 x 915	251	252	253	254	255	256	257	258	259	260	261	262	263	264	265	266
1800 x 700	251	252	253	254	255	256	257	258	259	260	261	262	263	264	265	266
1800 x 620	251	252	253	254	255	256	257	258	259	260	261	262	263	264	265	266

Standard Shower Screens
Milling Shower Screens
Glass Shower Screens
Silverdale & Standard Shower Screens

Product Options

Tray Size (mm)	Price Inc. VAT
1800x700 - Up to 275 can be cut off (both sides)	£489.70

Additional Options

AKW Code / Waste option	25120 / GW90 Gravity Waste - CHR Plastic Top	£24.01
	25434 / GW90 Gravity Waste - Metal Topped	£36.32
	25404 / Low Depth GW90 - CHR Plastic Top	£13.55
	25492-UK / DW90 Low Depth Dry Waste - CHR Plastic Top	£33.43
	25105 / PW90 Pumped, 15mm Outlet - CHR Plastic Top	£10.47
	25406 / PW90 Pumped, 22mm Outlet - CHR Plastic Top	£10.47

Description

The AKW Mullen alcove cut-to-length shower tray can be trimmed by up to 275mm from each end and is supplied with specially designed stop ends to give a strong mechanical waterproof joint allowing you to trim the tray on site for the perfect fit making the tray ideal for bath replacements.

The shower tray is 27mm thick tray, range of sizes and handing. The rear central 90mm waste hole allows quick and easy installation to avoid joists. Choice of GW90 Gravity or the PW90 Pumped wastes with either 15

or 22mm outlets.

Suitable for timber and screed floors, can be surface mounted or recessed for level access. The trays slip resistant textured surface decreases the risks of accidents when using the shower.

Vinyl safety flooring can be clamped to the side of the tray for a leak free joint. Non-slip floor tiles can be used which also requires the Floor Tiling Adaptor kit (Product code: 26259).

The tray is compatible with AKW Standard, Sliding, Glass and Silverdale shower screens, check the image gallery for the compatibility chart.

Key benefits:

- Alcove shower tray for level access where the client needs a defined showering area
- Unique vinyl safety flooring integrated clamping strip allows for quick and watertight installations
- Flooring can be fitted after the tray and screen have been installed avoiding unnecessary site visits
- Built in tiling upstands on 3 sides complete the all-round integrity of the water seals
- Suitable for point loading from seats
- Weight limited 190kg / 30 stone
- No under tray foaming is needed
- Ribbed underside eliminating slippage or float during installation
- Watertight seals with the Intergrip® strip for joining vinyl sheet flooring to the tray edge
- Quick draining, with a 25mm fall inside the tray
- Unrivalled strength and stability, using compressed GRP
- Pre-formed fixing holes ensure quick and easy installation
- Slip resistant textured surface
- Floor tiling, wallboard adaptor, and pipe duct kits are available separately to aid any installation

Waste options:

AKW: 25120 - GW90 90mm Dia. Gravity Waste (50mm Water Trap)

- - Flow rate: approx. 31 litres per minute
- - Installation depth required below tray (mm): 90

AKW: 25434 - GW90 Metal Topped 90mm Dia. Waste

- - Flow rate: approx. 31 litres per minute
- - Installation depth required below tray (mm): 60

AKW: 25404 - Low Depth GW90 Waste (50mm Water Trap)

- - Flow rate: approx. 14 litres per minute
- - Installation depth required below tray (mm): 60

AKW: 25492-UK - DW90 Low Depth Dry Shower Waste

- - Non return valve ensures the trap always retains water
- - Flow rate: 27 l/min with 15mm head and 1m of pipe
- - Installation depth required below tray (mm): 48

AKW: 25105 / 25406 - PW90 Pumped Waste

- - Outlet pipe (mm): 15 / 22
- - Installation depth required below tray (mm): 36

Technical details:

- 27mm tray height
- 1800mm width tray that can be trimmed by up to 275mm off both ends, supplied with a cut-to-length kit
- 700 tray depth + 50mm flange

- Screed floors require a 27mm recess for level access
- Can be surface mounted on screed floors, ramps are available for installation above or below vinyl flooring
- Timber floors require plywood (not included) to increase the floor up to the tray height, for complete level access
- Central 90mm waste outlet hole
- Choice of gravity or pumped wastes
- Unrivalled strength and stability, manufactured from compressed GRP

Warranty:

- Lifetime manufacturer warranty

Manufacturer product codes:

- Tray only code: 26108 (Non-handed)
- Tray with Gravity Waste code: 26112 (Non-handed)

Additional Information

Manufacturer	AKW / Contour
Model	AKW - Mullen
Cut to Length Range (mm)	1250-1800
Tray Size (mm)	1800x700 - Up to 275 can be cut off (both sides)
Handing	Unhanded
Entry Configuration	Front Entry (Alcove)
Step-in Height (mm)	Level Access - 0, Low Level Step-in - 27
Thickness of Tray (mm)	27
Waste Compatibility	Gravity Waste, Pumped Waste
Tray Edge for Floor Finish	Yes - Vinyl or Tiles
Ramp or Step Available	Ramp