



Independent 4 Life

AKW Sulby Step-in SHWR Tray, 110mm High, Built in Gravity Waste - Choice of Size


£501.78 Inc. VAT

Product Code: SULBY-110mm

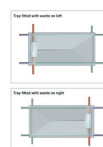
Product Images



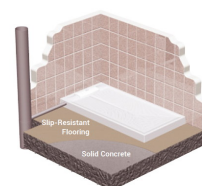
Sulby Factory-Fitted Waste Installation

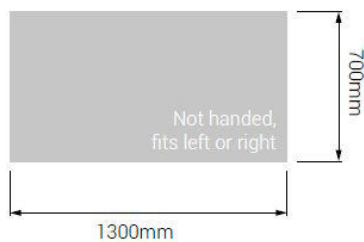
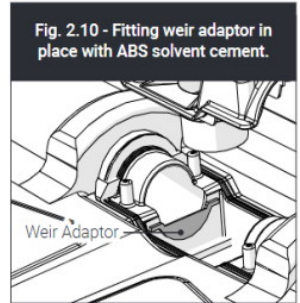
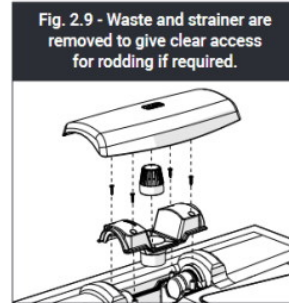
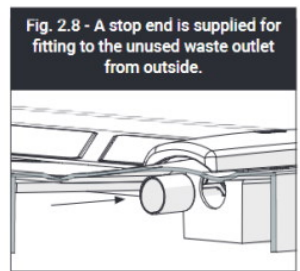
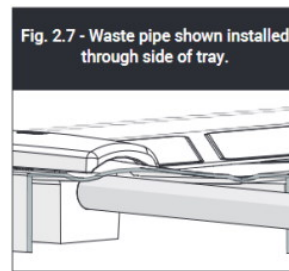
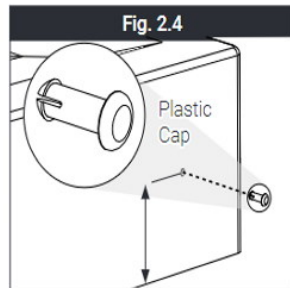
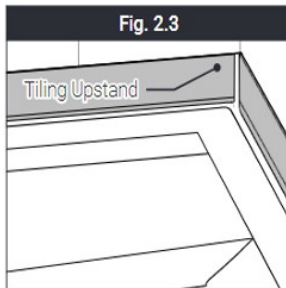
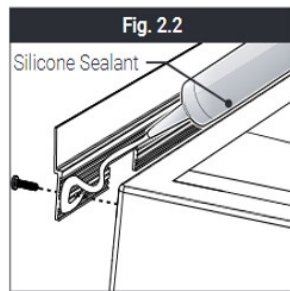
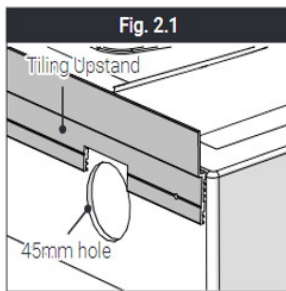


All AKW Sulby trays have a built-in 30mm gravity waste, set above floor level.



Sulby Concrete Floor Installation Guide





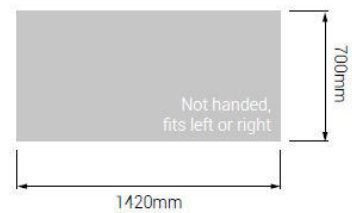
Sulby Shower Tray – 1300 x 700mm (90mm or 110mm high)

90mm High Tray with Gravity Waste code: 17007

110mm High Tray with Gravity Waste code: 17202

Compatible shower screens:

A	B	C	E	H	HF	J	M	N	Q	U	X	YGA	GA
SE	SJ	SM	SN	SU	SX	SY	A	E	HF	M	N		



Sulby Shower Tray – 1420 x 700mm (90mm or 110mm high)

90mm High Tray with Gravity Waste code: 17016

110mm High Tray with Gravity Waste code: 17201

Compatible shower screens:

B	H	HF	J	K	N	Q	U	X	Y	GA
SE	SJ	SM	SN	SU	SX	SY	HF	N		

Product Options

Tray Size (mm)	Price Inc. VAT
1300x700	£501.78
1420x700	£536.26

Description

The AKW Sulby is a step-in shower tray designed for unbreachable floors for alcove and corner installations on screed/concrete floors.

The tray doesn't require under tray foaming. The tray has a built-in above floor gravity waste.

The trays are 110mm high with a 35mm fall inside the tray, factory fitted above floor gravity waste that has 8 possible side outlet points.

The tray is compatible with AKW Standard and Silverdale shower screens

Key benefits:

- Suitable for unbreachable floors
- Step-in shower tray for a defined showering area, ideal for those with visual impairments
- Constructed of hand laid fibre glass (GRP) double thickness encapsulated sterling board and steel reinforcing sections
- Non handed
- 30mm flat area on external edge of tray, allowing screens to close onto a flat area
- Pipe work can be concealed within the height of the tray giving the bathroom a clean look
- Tiling upstands supplied for corner or alcove installations
- Built-in gravity waste that does not penetrate the floor
- Easily removable cover to access trap
- Adjustable water trap of 31mm or 38mm
- 8 different pre jigged waste exit points underneath the tray
- Up to 30 stone point loaded / 190.5kg weight bearing
- The Sulby tray is slip resistant, providing a safer showering experience for the user
- Choice of corner, side and end ramps for easy access are available

Sulby factory fitted waste:

- Gravity waste with a built-in filter
- The trap and strainer can be removed to give clear access for rodding
- 124mm depth below mounting surface
- 50mm water trap depth (seal)
- Threaded waste fitting
- Limited to 7 litres per minute flow rate

Technical details:

- Up to point load (kg / Stone): 190.5 / 30
- Unhanded
- Locate above screed/concrete floors
- Waste pipework can be taken out beneath the tray in several side positions
- Manufactured by AKW

Warranty:

- Lifetime manufacturer guarantee

Manufacturer product codes:

- 110mm High Tray with Gravity Waste code: 17202, 17201

Additional Information

Manufacturer	AKW / Contour
Model	AKW - Sulby
Tray Size (mm)	1300x700, 1420x700
Handing	Unhanded
Entry Configuration	Front Entry (Alcove), Corner Entry
Step-in Height (mm)	Step-In - 110
Thickness of Tray (mm)	110
Waste Compatibility	Gravity Waste
Tray Edge for Floor Finish	Not Applicable
Ramp or Step Available	Step, Ramp