



Independent 4 Life

AKW Sulby Step-in SHWR Tray, 90mm High, Built in Gravity Waste - Choice of Size

£493.49 Inc. VAT

Product Code: SULBY-90mm

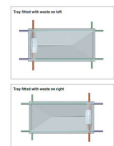
Product Images



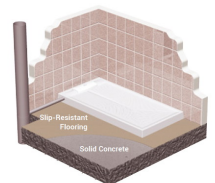
Sulby: Factory-Fitted Waste Installation

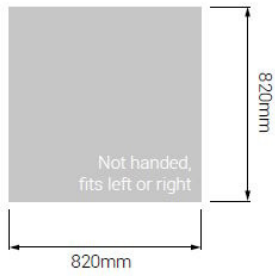
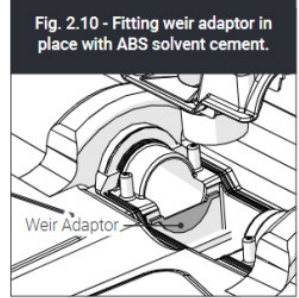
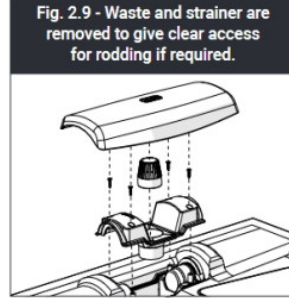
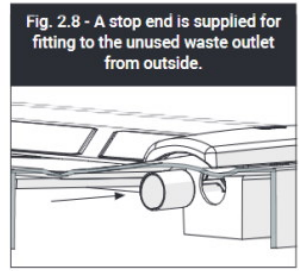
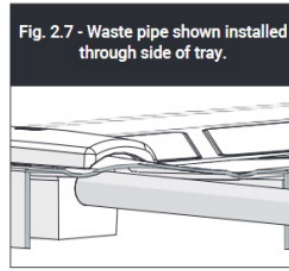
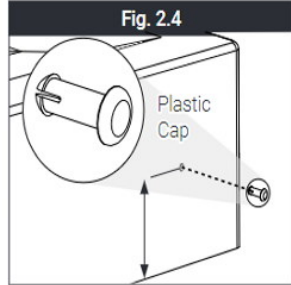
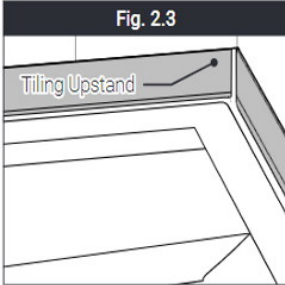
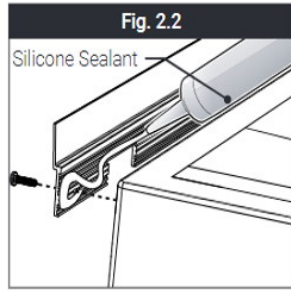
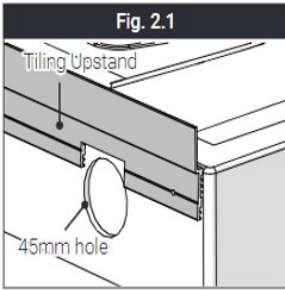


All AKW Sulby trays have a built-in 30mm gravity waste, set above floor level.



Sulby: Concrete Floor Installation Guide

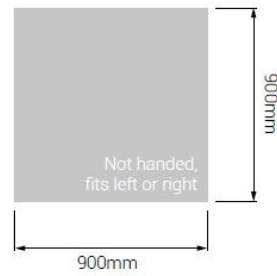




Sulby Shower Tray – 820 x 820mm (90mm high)

Tray with Gravity Waste code: 17232

Compatible shower screens:

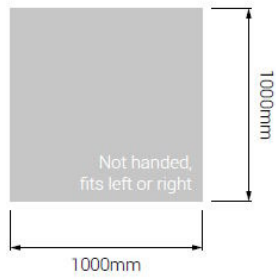


Sulby Shower Tray – 900 x 900mm (90mm high)

Tray with Gravity Waste code: 17231

Compatible shower screens:



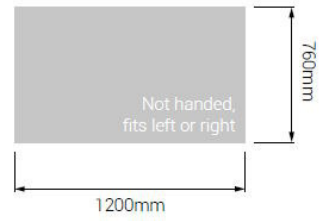


Sulby Shower Tray – 1000 x 1000mm (90mm high)

Tray with Gravity Waste code: **17055**

Compatible shower screens:

BF	C	E	H	HF	M	GA
SE	SM	E	HF	M		

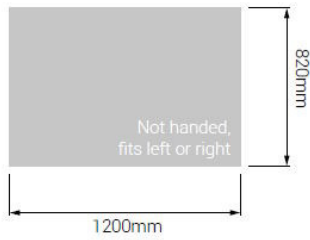


Sulby Shower Tray – 1200 x 760mm (90mm high)*

Tray with Gravity Waste code: **17006**

Compatible shower screens:

A	B	C	D	E	H	HF	K	M	N	GA
SE	SJ	SM	SN	SU	SX	SY	A	HF	M	N



Sulby Shower Tray – 1200 x 820mm (90mm high)

Tray with Gravity Waste code: **17029**

Compatible shower screens:

B	C	E	E5	H	HF	M	N	GA		
SE	SJ	SM	SN	SU	SX	SY	E	HF	M	N

Product Options

Tray Size (mm)	Price Inc. VAT
820x820	£493.49
900x900	£493.49
1000x1000	£501.78
1200x700	£501.78
1200x760	£506.29
1200x820	£543.76
1300x700	£501.78
1300x820	£543.76
1420x700	£536.26
1420x820	£578.17
1800x700	£587.20
1800x820	£634.80

Description

The AKW Sulby is a step-in shower tray designed for unbreachable floors for alcove and corner installations on screed/concrete floors.

The tray doesn't require under tray foaming. The tray has a built-in above floor gravity waste.

The trays are 90mm high with a 35mm fall inside the tray, factory fitted above floor gravity waste that has 8 possible side outlet points.

The tray is compatible with AKW Standard and Silverdale shower screens

Key benefits:

- For unbreachable floors
- Step-in shower tray for a defined showering area, ideal for those with visual impairments
- Constructed of hand laid fibre glass (GRP) double thickness encapsulated sterling board and steel reinforcing sections
- Non handed
- 30mm flat area on external edge of tray, allowing screens to close onto a flat area
- Pipe work can be concealed within the height of the tray giving the bathroom a clean look
- Tiling upstands supplied for corner or alcove installations
- Built-in gravity waste that does not penetrate the floor

- Easily removable cover to access trap
- Adjustable water trap of 31mm or 38mm
- 8 different pre jigged waste exit points underneath the tray
- Up to 30 stone point loaded / 190.5kg weight bearing
- Slip resistant, providing a safer showering experience for the user
- A trim-to-length kit is supplied with the Sulby 1800mm trays
- 1800mm long trays can be shortened along the length. Up to 300 mm can be trimmed off the end opposite the waste
- Choice of corner, side and end ramps for easy access are available separately

Sulby factory fitted waste:

- Gravity waste with built-in filter
- The trap and strainer can be removed to give clear access for rodding
- 124mm depth below mounting surface
- 50mm water trap depth (seal)
- Threaded waste fitting
- Limited to 7 litres per minute flow rate

Technical details:

- Up to point load (kg / Stone): 190.5 / 30
- Unhanded
- For installation above screed/concrete floors
- Waste pipework can be taken out beneath the tray in 8x side positions
- Manufactured by AKW

Warranty:

- Lifetime manufacturer guarantee

Manufacturer product codes:

- 90mm High Tray with Gravity Waste code: 17232, 17231, 17055, 17000, 17006, 17029, 17007, 17034, 17016, 17042, 17023, 17049

Additional Information

Manufacturer	AKW / Contour
Model	AKW - Sulby
Tray Size (mm)	820x820, 900x900, 1000x1000, 1200x700, 1200x760, 1200x820, 1300x700, 1300x820, 1420x700, 1420x820, 1800x700, 1800x820
Handing	Unhanded
Entry Configuration	Front Entry (Alcove), Corner Entry
Step-in Height (mm)	Step-In - 90
Waste Compatibility	Gravity Waste
Tray Edge for Floor Finish	Not Applicable
Ramp or Step Available	Step, Ramp