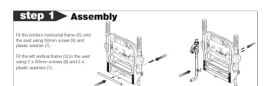




# AKW 2000 Series Fold-up Shower Seat w/ Hanging Bracket (Fully Padded GR)

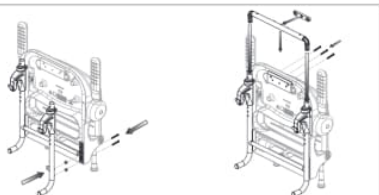
## Product Images



### step 2

Fit the right vertical frame (3) to the bottom horizontal frame (5) then mount to the seat using 2 x 50mm screws (9) and 2 x plastic washers (7).

Fit the top horizontal frame (4) to the vertical frame (3) then mount to the seat using 3 x 25mm screws (8) and the top spacer (6).

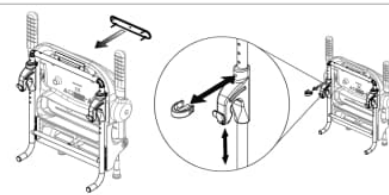


### step 3

Ensure all screws are tight. Replace seat cover.

To adjust the seat height remove the hook C-clip (2) and slide the hook up or down. Refit the C-clip. Ensure hanging rail hooks are the same height.

Ensure that bracket is securely fixed to the seat.



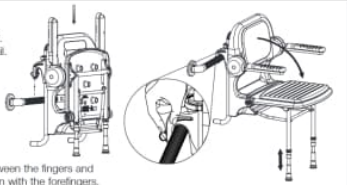
### step 4

The grab rail must be fitted horizontally, check level. The seat assembly can now be hooked onto the rail. Ensure both hooks are securely in place and the locking catch has operated.

Replace the non adjustable leg supplied with the seat with the adjustable leg supplied with the bracket.

Adjust the leg length to ensure that the seat pad is horizontal and both feet are touching the floor and support the seat equally.

To remove the seat from the rail, grip the hook between the fingers and thumbs whilst flicking the catch to the open position with the forefingers.



| Item No. | Description                   | Qty | Item No. | Description      | Qty |
|----------|-------------------------------|-----|----------|------------------|-----|
| 1        | Hanging Rail Hook             | 2   | 6        | Top Spacer       | 1   |
| 2        | Hook C-Clip & Locking Pin     | 2   | 7        | Plastic Washer   | 5   |
| 3        | LH & RH Vertical Frame        | 2   | 8        | M6 x 25mm Screws | 3   |
| 4        | Top Horizontal Frame & Elbows | 1   | 9        | M6 x 50mm Screws | 5   |
| 5        | Bottom Horizontal Frame       | 1   | 10       | Adjustable Leg   | 1   |

## Description

AKW 2000 series fold-up shower seat with hanging bracket. Grey fully padded. Good for paediatric use as the seat can be adjusted as the child grows, the bracket enables 2000 series seats to work and can be locked onto the Versability grab rail system providing flexibility and durability for any bathroom adaptation or alternatively to any 1900 series grab rail (32mm diameter) with a minimum horizontal length of 610mm.

The seat bracket can be hung on 1900 series heavy duty grab rail with a 32mm dia. which are securely mounted.

This AKW shower seat has a maximum load capacity of 158kg / 25 Stone with the correctly mounted rail. Quick installation.

**Key benefits:**

- Not suitable for side to side transfer
- Good for paediatric use
- Adjustable settings on the bracket cover provides a wide range of heights for individual or multiple users
- Quick installation, requires no extra re-drilling as with other seat

**Technical details:**

- Maximum load capacity (kg / Stone): 158 / 25
- Colour: Grey
- Seat height adjustment maximum: 125 mm
- Installed at optimum height of 680mm
- Minimum rail length: 610mm
- 1900 heavy duty rail diameter: 32mm

**Warranty:**

- 12 month warranty

**Note:**

- Failure to install this AKW product in accordance with supplied instructions or the making use of unauthorised modifications invalidates any warranty and will affect product safety
- Maximum load capacity is dependent on the rail and being correctly mounted

## Additional Information

---

|                        |                |
|------------------------|----------------|
| Manufacturer           | AKW / Contour  |
| Operation              | Manual Folding |
| Height Adjustment (mm) | 0 (Fixed)      |
| Folding Seat           | Yes            |
| Padded                 | Yes            |