



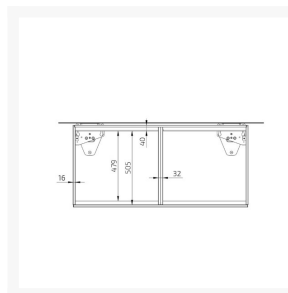

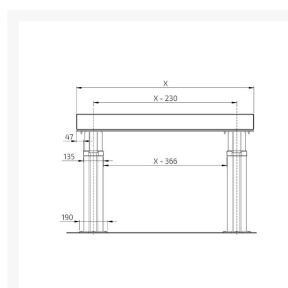
Independent 4 Life

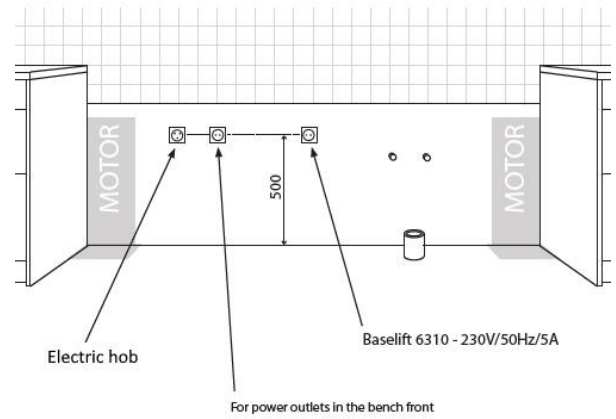
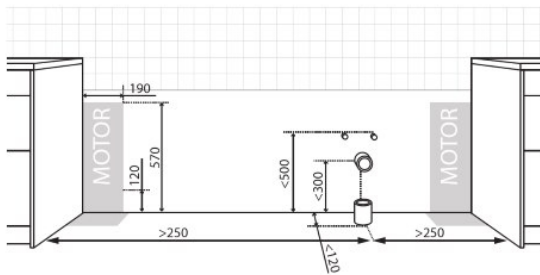
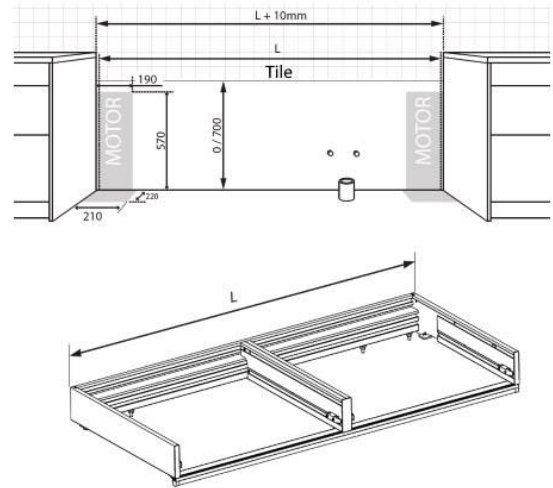
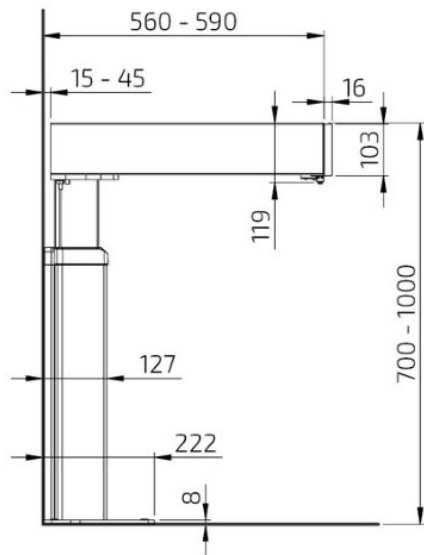
Granberg Baselift 6310HA, Floor, 103mm Front, ADJ Worktop Lift - 1801-2400mm

£4,317.84 Inc. VAT

Product Code: 6310HA-189240

Product Images







Additional Options

Step 1) Please enter total width required - must be between 1801-2400mm		£0.00
Step 2) Select which controls you require	Standard - Corded Control Button in Alu-design (Product Code: 61320)	£0.00
	Upgrade - Corded Mini Touch Control Buttons (Product Code: 61318)	£0.00
	Optional - Safety Key Lock (Product Code: 61360)	£62.10
	Upgrade - Remote Control (Product Code: 61385)	£213.30
Step 3) Select your worktop 103mm fascia front (supplied pre-fitted)	None	£0.00
	Anodised Aluminium	£175.50
	White Powder Coated Aluminium RAL 9003	£175.50
Step 4) If ordering control buttons / key lock and a fascia front, the buttons will be pre-fitted. Please detail where you would like these situated (i.e. left, right, centre)		£0.00
Step 5) Add additional safety stop strips if required (front edge included as standard)	Left side	£204.30
	Right side	£204.30

Description

The Baselift 6310HA is an electric rise and fall worktop lift by renowned Swedish manufacturer Granberg.

Floor mounted, the lift creates a height adjustable access solution to cater for both standing and seated users. The lift can be used separately or together with Granberg's wall cabinet lifts to totally adapt the kitchen. Open space is left below the work surface for the users knees and legs.

Its innovative compartment frame design allows for the installation of fascia fronts and accessories. The 6310HA series are designed for the Granberg Ergosteel 120mm deep shallow bowl kitchen sinks, full extension drawers and larger control buttons due to its increased frame height of 103mm.

This version of the Baselift 6310HA can be custom made to any width from 1801-2400mm.

Key benefits:

- Sturdy floor mounted design, ideal for unstable walls

- Clever compartment frame system with increased 103mm frame height allows for the installation of large control buttons, drawers and sinks
- Electric worktop lift with 300mm of continuous height adjustment, 700-1000mm above floor (excl. worktop)
- Custom made to any width between 1801-2400mm
- The frame depth is adjustable 560-590mm to fit adjoining cabinets
- The upper compartment is delivered pre-assembled, the sides are adjustable sideways to suit sink, hob and drawers
- The lifting system is adjustable at an angle to compensate for inclined walls / worktop
- Frame supplied assembled for quicker installation
- Simple 'plug and play' setup for easy motor configuration
- Includes brackets and screws for installation of fascia fronts and worktop

Integrated safety system:

- Each lift is supplied fitted with a safety stop strip located below the front edge of the worktop frame
- This strip prevents the lift from moving once it comes into contact with an external source
- Additional safety stop strips can be added for the sides of the lift, required if the worktop is situated adjacent to other furniture* or objects like a waste bin
- *When installed at the correct height, the underside of the side frame will be 597mm off the floor at its lowest point and entrapment should be prevented

Choice of controls:

- Corded Control Button in Alu-design (Product Code: 61320)
- Corded Mini Touch Control Buttons (Product Code: 61318)
- Safety Key Lock (Product Code: 61360)
- Remote Control (Product Code: 61385)

Optional fascia front:

- Factory fitted 103mm high aluminium compartment frame front cover
- Choice of finish / colour
- For a faster installation on site, the control buttons and key lock will be factory fitted

Recommended accessories:

- The compartment frame design of the Baselift HA allows for a high level of customisation
- Full extension drawers if ordered with a lift will be factory fitted
- A factory fitted fascia front can be supplied and key lock to prevent misuse
- Hose covers or Cover panels can be fitted to hide the motor legs, plumbing and electrical services, that provide a more stylish installation
- Protective panels are available in a range of sizes to enclose the underside of the lift, ideal when cooking hobs are fitted
- Aluminium rear edge protection for fixing to the rear of your worktop to prevent spillages running behind the lift
- For a full list of accessories, please refer to the 'Installation and Help Guides' above or contact us to discuss your requirements

Technical details:

- Height adjustment: Motor-driven, steplessly adjustable by 300mm (700 - 1000mm excl. worktop)
- Speed: 30mm / sec.
- Safety: Security strip, contact with the strip stops the lift
- Electrical connection: Mains plug for 230 V, max 5.0 A
- Max. distributed load / Lifting force: 100kg (220lbs)

www.independent4life.co.uk | info@independent4life.co.uk | Tel: 0800 500 3001 | VAT No: 942447711

EORI GB942447711000

- IP-class: IP 20
- Frame depth: 560-590mm from wall
- For worktop depth: 565-630mm (15mm shallower than worktops on fixed cabinets)
- Front height: 103mm
- Fittings supplied: Attachments for fascia front and worktop
- Clearance required to adjacent surfaces (mm): 5
- Gap to wall (for tiling): 15mm
- Tiling: From 700mm above floor (alternatively right down to floor)
- Material: Aluminium frame
- If fitting your own cover panels x2, dimensions required: Width = worktop width -10mm, height 438mm x thickness 12-20mm
- Order Granberg cover panels separately (Product code: 6260-240)
- Order Fitting kit for cover panels separately (Product code: 6260-005)

Warranty:

- 2 year manufacturer warranty

Please note:

- Due to the custom nature of this product, it is made-to-order and is therefore non-returnable
- This lift must be bolted to the floor
- Care should be taken to avoid hidden services and underfloor heating pipes / cables

Manufacturer product codes:

- 6310HA-189, 6310HA-190, 6310HA-199, 6310HA-200, 6310HA-209, 6310HA-210, 6310HA-219, 6310HA-220, 6310HA-229, 6310HA-230, 6310HA-239, 6310HA-240

Former manufacturer codes:

- The Baselift 6310HA has superseded the Baselift 6210 series
- Previous product codes included: 6210-189260-10, 6210-189, 6210-190, 6210-199, 6210-200, 6210-209, 6210-210, 6210-219, 6210-220, 6210-229, 6210-239, 6210-240
- Please check all technical details or contact us to discuss the product changes

Additional Information

Manufacturer	Granberg
Mounting / Model	Floor / Baselift 6310HA
Max. Load (kg / St)	100 / 15.7
Method of Operation	Electric - Push Button / Remote
Height Adjustment (mm)	300
Mounting	Floor Mounted