



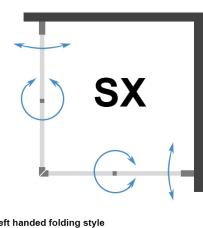
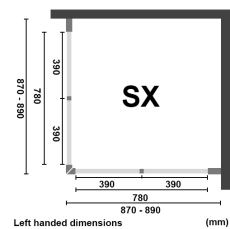
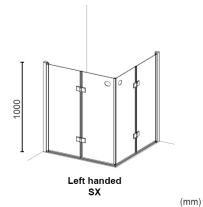
Independent 4 Life

Box Docce 2B H8A Bi-fold Doors 1000mm High x 870-890x870-890mm - SX (Left Hand)

£2,424.00 Inc. VAT

Product Code: H8A-SX

Product Images





! BrillBox[®] MAKES IT EASIER TO CLEAN THE GLASS

 ZOOM 	 ZOOM
------------------	------------------

Microscopic images at the bottom of the zoomed-in areas show the surface texture. The left image shows a rough, textured surface, while the right image shows a smooth surface. Both images have a small text label at the bottom: "Alm100kV 003E2 1206/01 PL1G/2A".

Additional Options

Installation Wall Profile	For Shower Trays	£0.00
	For Square Edge Tiled Floors	£0.00
Optional Shockproof Gel Handles	None - Glass Cut-out Door Handle (Standard)	£0.00
	White x2	£230.00
	Anthracite Grey x2	£230.00

Description

Left Hand (SX) half height corner entry shower enclosure by renowned Italian manufacturers Box Docce 2B.

A stunning product from the Series 4000 range, it combines polished aluminium profiles alongside clear toughened glass.

The unique chrome-plated brass hinges move in either direction, allowing each door to fold both inwards and outwards.

This version features bi-fold doors with an adjustable width of 870-890mm on each side.

Key benefits:

- 1000mm high unhandled corner shower enclosure with bi-folding doors
- Unique patented hinges fold in either direction - allows the doors to move freely inwards or outwards
- Beautiful aesthetic and design - 100% made in Italy
- 6mm transparent toughened glass with BrillBox easy-cleaning treatment
- Clear door seals with magnetic lock
- Polished aluminium profiles and a choice of handle designs

Transparent glass with BrillBox treatment:

- These enclosures come equipped with BrillBox - a surface treatment producing an anti-drop effect on glass
- Water does not adhere to the glass surface and drops slide away - avoiding limescale and making cleaning easier
- Through a chemical process, a transparent protective film seals the glass micro-porosity creating a protective barrier

Choice of handles:

- Enclosures come with glass cutout handles as standard - allows for complete flush folding of the doors
- Alternatively, shockproof handles can be fitted in a choice of either white or anthracite grey
- These ergonomically shaped handles are constructed from a comfortable material with soft gel protection

Technical details:

- Left hand (SX)
- Total width of each side (mm): 870-890 (adjustable)

www.independent4life.co.uk | info@independent4life.co.uk | Tel: 0800 500 3001 | VAT No: 942447711

EORI GB942447711000

- Combined width of both bi-folding door panels (mm): 780
- Width of 1x bi-folding door panel (mm): 390
- Height (mm): 1000
- Glass thickness (mm): 6
- Materials: Toughened glass, aluminium, brass

Warranty:

- 2 year manufacturer warranty

Please note:

- These enclosures are designed to suit tiled wet room floors and shower trays
- We would not recommend fitting this product in vinyl wet rooms with cap and cove flooring

Note:

- The Shower tray shown in the image is not included

Additional Information

Manufacturer	Box Docce 2B
Height (mm)	1000
Shape	Corner
Tray Size (mm)	900x900
Handing	Left Hand
Front - ADJ Size (mm)	870-890
Return - ADJ Size (mm)	870-890
Door Entry Width (mm)	800/800
For Installation On	Tiled Floors / Shower Trays
Glass Thickness (mm)	6
Glazing	Clear - Toughened Safety Glass (TSG)
Finish	Polished Aluminium