



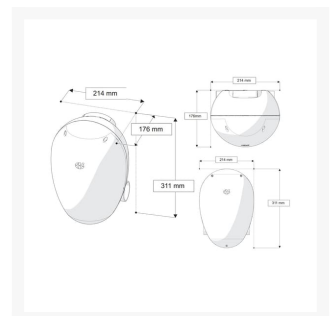

Independent 4 Life

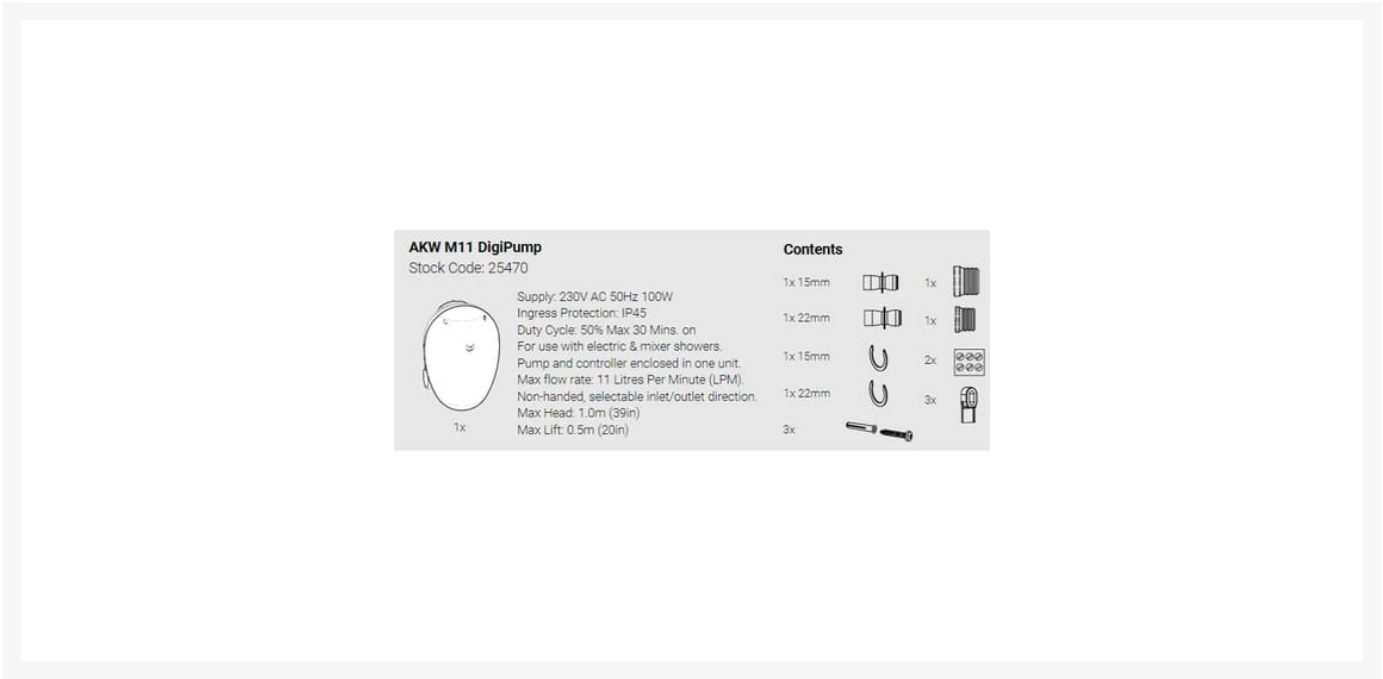
# AKW Digipump M11 w/ Standard 50mm Dia. Chrome Waste

£482.54 Inc. VAT

Product Code: 25472

## Product Images





## Additional Options

<b>AKW Code / Optional Flow Switch for Hot Feed</b>	25194 / Flow Sensor Kit for Dual Feed Showers	£74.51
---	---	--------

## Description

The digipump M11 electric shower kit with standard 50mm Diameter chrome shower waste is designed to provide a quiet, reliable, and high-performance waste drainage in showering areas where gravity drainage is not achievable.

Quiet and easily serviceable this pump is designed for better removal of debris, the start up and run on settings ensures full drainage of the shower tray.

A hard-wire connection can be made to the flow sensor of ITherm electric showers and many other brands, but this also offers a wireless connection to the flow sensor within AKW SmartCare Plus Lever electric showers.

**Key benefits:**

- For electric shower
- Extremely quiet operation
- Control box with built in test facility
- Compact making it ideal for bathrooms with limited space
- Pump head has 4 valves allowing for efficient debris removal
- Two non-return valves prevent water flowing back through the pump
- Low maintenance solution reducing inconvenience to users
- Delayed start up and run on settings

- Easy to use functionality that requires no additional effort by user
- Flow meter input automatically adjusts to variations in the water supply
- Non-handed unit - pump head can be rotated to allow flow in either direction
- A wired or wireless connections offers the installer flexibility when fitting, as this can be tailored to the space, with wireless connections eradicating the need for post-installation decorative work

**Additional components:**

- Flow sensor kits for dual feed showers (Product Code: 25194)

**Includes AKW PW50 Pumped Waste, 15mm John Guest Speedfit Outlet (Product Code: 25122):**

- Easy installation
- Watertight fitting
- Top access for easy cleaning and ensures easy maintenance
- Built-in filter catches hair and debris which can be removed for cleaning
- Fits 50mm diameter waste hole
- Bayonet fit top - plastic chromed waste top
- 15mm John Guest Speedfit outlet
- Overall depth of waste 50mm
- 36mm depth required to the underside of the shower tray

**Technical details:**

- Pump size (mm): 214 W x 311 H x 176 D
- Connectors attached width (mm): 244
- Inlet connection (mm): 15
- Outlet connection (mm): 22
- Max. outlet head 1m (39in)
- Max. inlet lift 0.5m (20in)
- Max. combined head and lift 1.5m (59in)
- Duty cycle: 30 mins max. on 50% duty (30 mins on / 30 mins off)
- On/Off, 600, 1000 (default), 2200 pulses per min
- Supply: 230V AC, 50Hz, 100W
- 24 VDC operation
- 11 litres per minute max under head/lift conditions
- 5 amp fuse
- Internal TGA fuse
- IP45 Enclosure for bathrooms
- Pump complies to BS7671

**Warranty:**

- 7 year manufacturer warranty (based upon correct installation and appropriate application)

**Additional Information**

---

Manufacturer	AKW / Contour
Application	Shower Tray