



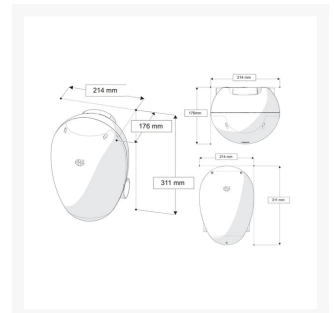

Independent 4 Life

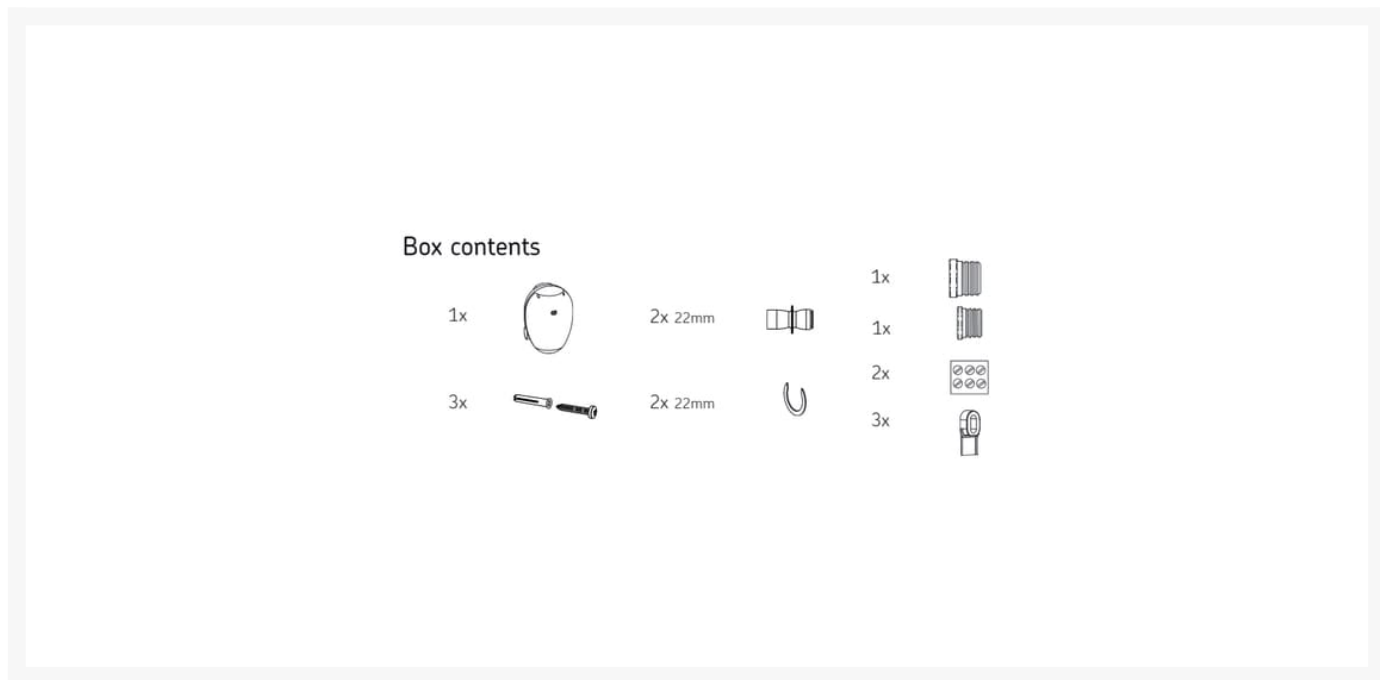
# AKW Digipump M20 w/ Screedmaster Waste

£892.80 Inc. VAT

Product Code: 25485

## Product Images





## Additional Options

<b>AKW Code / Optional Flow Switch for Hot Feed</b>	25194 / Flow Sensor Kit for Dual Feed Showers	£74.51
---	---	--------

## Description

The digipump M20 with screedmaster waste is designed to provide a quiet, reliable, and high-performance waste drainage in showering areas where gravity drainage is not achievable.

Quiet and easily serviceable this pump is designed for better removal of debris, the start up and run on settings ensures full drainage of the shower tray.

A hard-wire connection can be made to the flow sensor of ITherm electric showers and many other brands, but this also offers a wireless connection to the flow sensor within AKW SmartCare Plus Lever electric showers.

### Key benefits:

- Extremely quiet operation
- Control box with built in test facility
- Compact making it ideal for bathrooms with limited space
- Pump head has 4 valves allowing for efficient debris removal
- Two non-return valves prevent water flowing back through the pump
- Low maintenance solution reducing inconvenience to users
- Compatibility with electric and mixer showers enabling greater flexibility based on user needs
- Delayed start up and run on settings
- Easy to use functionality that requires no additional effort by user

- Flow meter input automatically adjusts to variations in the water supply
- Increased accuracy when flow rates are matched
- Non-handed unit - pump head can be rotated to allow flow in either direction
- A wired or wireless connections offers the installer flexibility when fitting, as this can be tailored to the space, with wireless connections eradicating the need for post-installation decorative work

**Additional components:**

- Flow sensor kits for dual feed showers (Product Code: 25194)

**Includes AKW Screedmaster 22mm John Guest Speedfit Outlet Pumped Waste (Product Code: 25407):**

- Locking top cover for added security and safety
- Top access - easy to clean
- Includes clamping ring for fitting flexible sheet flooring in wet rooms
- For use when laying a traditional screeded wet floor area
- Manufactured in white ABS - will withstand wheelchair and shower seat leg loadings
- 32mm depth
- Includes the John Guest Speed Fitting Adapter Locking Ring

**Technical details:**

- Pump size (mm): 214 W x 311 H x 176 D
- Width connectors attached (mm): 244
- 22mm inlet and outlet connectors
- Max. outlet head 1m (39in)
- Max. inlet lift 0.5m (20in)
- Max. combined head and lift 1.5m (59in)
- Duty cycle: 30 mins max. on 50% duty (30 mins on / 30 mins off)
- On/Off, 600, 1000 (default), 2200 pulses per min
- Supply: 230V AC, 50Hz, 100W
- 24 VDC operation
- 20 litres per minute max under head/lift conditions
- 5 amp fuse
- Internal TGA fuse
- IP45 Enclosure for bathrooms
- Pump complies to BS7671

**Warranty:**

- 7 year manufacturer warranty (based upon correct installation and appropriate application)

## Additional Information

---

Manufacturer	AKW / Contour
Application	Screeded Floors