



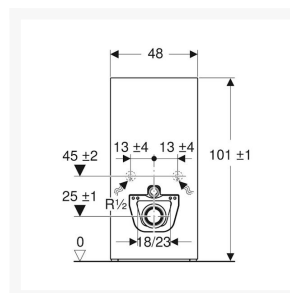
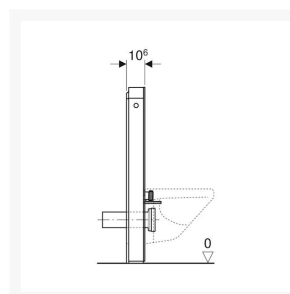
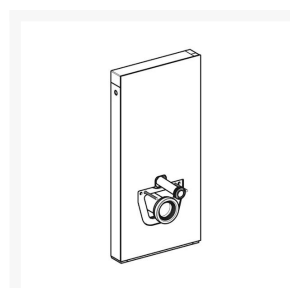
Independent 4 Life

Geberit Monolith for Wall-hung WC, 101 cm, Front: Stoneware Concrete Look, Sides: ALU

£1,660.22 Inc. VAT

Product Code: 131.021.JV.5

Product Images



Description

Geberit Monolith for wall-hung WC pans, installed height of 101 cm (1010mm). A stylish dual flush, self-supporting concealed cistern that is fully insulated against condensation. The front panel made of stoneware concrete look with brushed aluminium side profiles.

For mounting Geberit AquaClean WC complete solutions and Geberit AquaClean Enhancement solutions with accessories in front of drywalls or solid walls for mounting on finished floors.

Additional application purposes:

- Ideal for renovations, conversions, and new buildings
- For wall inlets with inlet of height > 23 cm
- For replacing wall-hung WCs with close-coupled exposed cistern
- For replacing low-level exposed cisterns
- For compensating the offset between the WC connections and wall drains using a stepped straight connector for wall-hung WCs

Key benefits:

- Dual flush
- Adjustable flush volume
- Self-supporting
- Cistern, fully insulated against condensation
- Compensation of dimensional tolerances possible
- Fastening height WC ceramic appliance 35 ± 1 cm
- Height-adjustable up to 7 cm
- Water supply connection at the bottom
- Left/right water supply connections possible with accessories (not included)

Technical details:

- Front cladding: Stoneware concrete look
- Side cladding finish: Brushed aluminium
- Height (mm): 1010 plusmn; 10
- Width (mm): 480
- Depth (mm): 106
- Flow pressure: 0.1-10 bar
- Max. operating water temperature: 25°C
- Flush volume, factory setting: 6 & 3 l
- Flush volume large, adjustment range: 4.5 / 6 l
- Small flush volume: 3 l

Scope of Delivery:

- Water supply connection set with 2 angle stop valves 1/2"
- Flush bend extension 160 mm
- Sleeve made of EPDM, \varnothing 44 / 55 mm
- Straight connector made of PE-HD, \varnothing 90 mm
- Adaptor socket made of PE-HD, \varnothing 90 / 110 mm
- 2 threaded rods M12
- Sound insulation set
- Base cover
- Support frame

- Fastening material for drywall
- Fastening material

Manufacturer warranty:

- 2-year manufacture warranty

Please note:

- Due to the hygiene reasons, this product is non-returnable
- Geberit will extend the warranty by one year if installed by a registered installation company and if you register on Geberit's website or return the supplied warranty card within 90 working days of the installation

Additional Information

Manufacturer	Geberit
Brand / Model	Geberit / Monolith
Can Be Combined With	Geberit AquaClean Sela WH WC Complete, Geberit AquaClean Mera Comfort WH WC Complete, Geberit AquaClean Mera Classsic WH WC Complete, Geberit Selnova WH WC, Premium, Geberit iCon WH WC, Geberit AquaClean WC Enhancement Solutions with Accessories, Conversion Set for Geberit AquaClean WC Enhancement
Colour	Stoneware Concrete Look
Frame Size (mm)	Frame Height: 1010
Technical Info.	Factory Setting - Small Flush: 3 l, Flush Volume Factory Setting - 6 and 3 l, Flush Volume Large Adjustment Range - 4.5 / 6 l
Waste Outlet Position	Wall - Rear
Warranty	2 Year Standard
Flush Operation	Top Dual Push Button Flush
Technologies	Dual Flush