



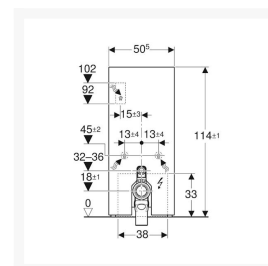
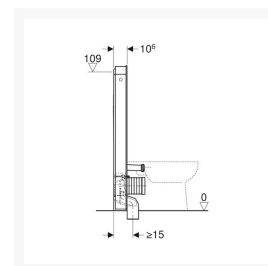
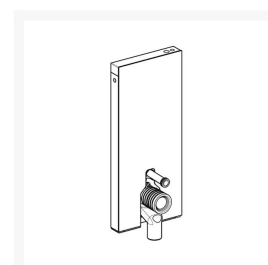
Independent 4 Life

# Geberit Monolith Plus for Floor-standing WC, 114 cm, Front: Stoneware Slate Look, Sides: Black Chrome ALU

£2,957.20 Inc. VAT

Product Code: 131.233.00.7

## Product Images





## Description

---

The Geberit Monolith Plus for floor-standing back to wall toilet pans, finished with a Stoneware slate look and Black chrome Side panels, 1140mm overall height. The Plus version of the Geberit monolith conceals the cistern with an adjustable interval flush, settings can be programmed only via the Geberit Home app. The odour extraction unit keeps the bathroom fresh.

A standard installation can often be completed within a few hours.

### Key benefits:

- Ideal for renovations, conversions and new buildings
- Dual flush feature
- Flush interval adjustable
- Soft-touch buttons for flush actuation
- User detection range can be set
- Odour extraction unit with run on-function
- Odour extraction ceramic honeycomb filter can be activated
- Ceramic honey comb filter can be replaced without tools
- Comfort light
- Light colour can be adjusted from warm white to cool white continuously
- Supports itself
- Compensates dimensional tolerances possible
- Replaces low-level exposed cisterns
- For replacing floor-standing WCs with close-coupled exposed cistern
- For Geberit AquaClean Tuma WC complete solution, floor-standing WC
- For Geberit AquaClean WC Enhancement solutions, with accessories
- Enhancement solution accessory for 1140mm monolith (Product code: 131.100.TA.1)
- Can be mounted on finished floors
- Used for installation in front of dry walls or solid walls
- For floor inlets

- Used for floor-standing back to wall toilet pans, with a P-bend waste and a water inlet height 320 – 360mm above the floor (EN 33)
- Settings can only be changed via the Geberit Home App

#### **Technical details:**

- Front cladding: Stoneware slate look
- Side cladding: Black chrome
- Height (mm): 1140
- Width (mm): 106
- Base (mm): 505
- Protection degree: IPX4
- Protection class: I
- Nominal Voltage: 100 – 240 V AC
- Operation with extra low voltage
- No mains voltage in cistern
- Mains connection with flexible three-core sheathed cable
- Mains frequency 50 – 60 Hz
- Operating voltage: 12 V DC
- Power consumption: 15 W
- Standby power consumption: < 0.5
- Flow pressure: 0.1 - 10 bar
- Max. operating water temperature: 25°C
- Flush volume factory settings: 6 & 3 l
- Large flush volume range: 4 – 6 l
- Small flush volume: 3 l
- Light colour: 2200 – 4000 K
- Cistern is fully insulated against condensation
- Standard - Bottom water supply connection
- Left and right-side water supply connections require accessories - please contact us
- Wall inlets with inlet height of > 180mm

#### **Scope of Delivery:**

- Water supply connection set with 2 angle stop valves 1/2"
- Flush bend extension 160mm
- Sleeve made of EPDM, ø 44 / 55 mm
- Straight Connector made of PE-HD, ø 90 mm
- Adaptor socket made of PE-HD, ø 90 / 110 mm
- Female socket for mains connection
- Power supply unit
- Base cover
- Fastening material & fastening material for drywall

#### **Manufacturer warranty:**

- 2 year manufacture warranty

#### **Please note:**

- Due to the hygiene reasons and the custom nature of this item, this product is non-returnable
- Colour and structure of natural products may vary
- Geberit will extend the warranty by one year provided that it is installed by a registered installation company and if you register the model you have purchased on their website or you send the supplied

warranty card within 90 working days of the installation

### **Geberit Home App:**

The Geberit Home App allows you to control and adjust the Geberit Monolith Plus sanitary module, the app can be used to register your model for a 1 year warranty extension.

- Adjusts device settings
- Users can call up user manuals digitally
- Access service and contact information
- Access care and maintenance information
- Conveniently order consumables
- Perform maintenance using step by step instructions using the app
- Firmware can be updated using the app
- For your convenience the Geberit App QR codes are displayed below

## **DOWNLOAD NOW**



Apple App Store



Google Play Store

# Additional Information

|                       |  |
|-----------------------|--|
| Manufacturer          | Geberit  |
| Brand / Model         | Geberit / Monolith Plus  |
| Can Be Combined With  | Geberit AquaClean Tuma Comfort Free-standing WC Complete, Geberit AquaClean Tuma Classic Free-standing WC Complete, Geberit AquaClean WC Enhancement Solutions with Accessories, Conversion Set for Geberit AquaClean WC Enhancement |
| Colour                | Stoneware Slate Look   |
| Frame Size (mm)       | Frame Height: 1140   |
| Technical Info.       | Factory Setting - Small Flush: 3 l, Flush Volume Factory Setting - 6 and 3 l, Flush Volume Large Adjustment Range - 4 / 6 l  |
| Waste Outlet Position | Floor  |
| Flush Operation       | Top Dual Push Button Flush   |
| Technologies          | App Device Settings, Dual Flush, User Detection, Comfort Light, Soft-touch Buttons, Odour Extraction Unit  |