



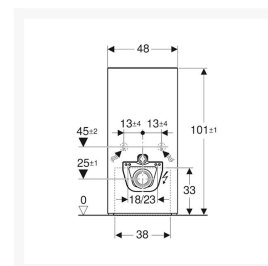
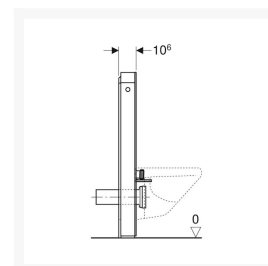
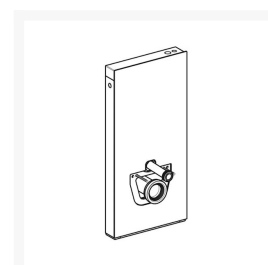
Independent 4 Life

Geberit Monolith Plus for Wall-hung WC, 101 cm, Front: Stoneware Slate Look, Sides: Black Chrome ALU

£2,789.70 Inc. VAT

Product Code: 131.221.00.7

Product Images





Description

The Geberit Monolith Plus for wall-hung WCs 1010mm, stoneware slate & black chrome. The Plus version of the Geberit monolith conceals a solution for water hygiene from the adjustable interval flush, settings can be programmed only via the Geberit Home app. The odour extraction unit keeps the bathroom fresh.

If no structural bathroom adjustments are needed they can be ready within a few hours.

Key benefits:

- Ideal for renovations, conversions and new buildings
- Dual flush feature
- Flush interval adjustable
- Height adjustment of up to 70mm
- Soft-touch buttons for flush actuation
- User detection range can be set
- Odour extraction unit with run on-function
- Odour extraction ceramic honeycomb filter can be activated
- Ceramic honey comb filter can be replaced without tools
- Comfort light
- Light colour can be adjusted from warm white to cool white continuously
- Supports itself
- Compensates dimensional tolerances possible
- Replaces low-level exposed cisterns
- Used for replacing wall-hung WCs with close-coupled exposed cistern
- Used for Geberit AquaClean Tuma WC complete solution, wall-hung WC
- Used for Geberit AquaClean WC Enhancement solutions, with accessories
- Enhancement solution accessory for 1010mm monolith (Product code: 131.102.TA.1)
- Can be mounted on finished floors
- Used for installation in front of dry walls or solid walls
- For floor inlets

- Settings can only be changed via the Geberit Home App
- Used for floor-standing WCs with P-bend and water inlet height of 320 – 360mm above the floor (EN 33)

Technical details:

- Front cladding: Stoneware slate
- Side cladding: Aluminium
- Side cladding colour: Black chrome
- Height (mm): 1010
- Width (mm): 106
- Base (mm): 480
- Protection degree: IPX4
- Protection class: I
- Nominal Voltage: 100 – 240 V AC
- Operation with extra low voltage
- No mains voltage in cistern
- Mains connection with flexible three-core sheathed cable
- Mains frequency 50 – 60 Hz
- Operating voltage: 12 V DC
- Power consumption: 15 W
- Standby power consumption: < 0.5
- Flow pressure: 0.1 - 10 bar
- Max. operating water temperature: 25°C
- Flush volume factory settings: 6 & 3 l
- Large flush volume range: 4 – 6 l
- Small flush volume: 3 l
- Light colour: 2200 – 4000 K
- Cistern is fully insulated against condensation
- Water supply connection on the left and right side possible with accessories
- Water supply connection on the bottom
- Fastening height WC ceramic appliance 350 + 10mm
- Wall inlets with inlet height of > 180mm

Scope of Delivery:

- Water supply connection set with 2 angle stop valves 1/2"
- Flush bend extension 160mm
- Sleeve made of EPDM, ø 44 / 55 mm
- Straight Connector made of PE-HD, ø 90 mm
- Adaptor socket made of PE-HD, ø 90 / 110 mm
- 2 threaded rods M12
- Female socket for mains connection
- Power supply unit
- Base cover
- Support frame
- Fastening material & fastening material for drywall

Manufacturer warranty:

- 2 year manufacture warranty

Please note:

- Due to the hygiene reasons and the custom nature of this item, this product is non-returnable

- Colour and structure of natural products may vary
- Geberit will extend the warranty by one year provided that it is installed by a registered installation company and if you register the model you have purchased on their website or you send the supplied warranty card within 90 working days of the installation

Geberit Home App:

The Geberit Home App allows you to control and adjust the Geberit Monolith Plus sanitary module, the app can be used to register your model for 1 years extended warranty.

- Adjusts device settings
- Users can call up user manuals digitally
- Access service and contact information
- Access care and maintenance information
- Conveniently order consumables
- Perform maintenance using step by step instructions using the app
- Firmware can be updated using the app

DOWNLOAD NOW



Apple App Store



Google Play Store

Additional Information

Manufacturer	Geberit
Brand / Model	Geberit / Monolith Plus
Colour	Stoneware Slate Look
Frame Size (mm)	Frame Height: 1010
Technical Info.	Factory Setting - Small Flush: 3 l, Flush Volume Factory Setting - 6 and 3 l, Flush Volume Large Adjustment Range - 4 / 6 l
Waste Outlet Position	Wall - Rear
Warranty	2 Year Standard
Flush Operation	Top Dual Push Button Flush
Technologies	App Device Settings, Dual Flush, User Detection, Comfort Light, Soft-touch Buttons, Odour Extraction Unit