



Independent 4 Life


Opulence GD53 8mm TSG Corner Wet Room Screen, 400-1200mm, 2.5m Length, 32mm Dia. SS Grab Pole

£508.80 Inc. VAT


Product Code: GD53-GD-GP

Product Images





Mark poles bottom position



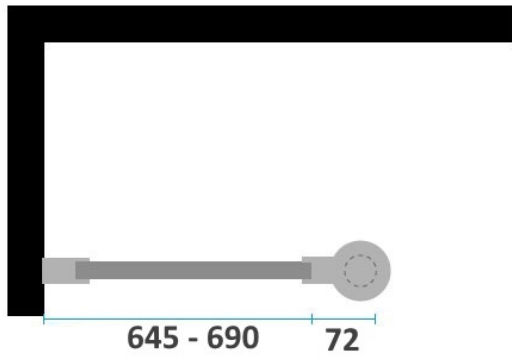
Chamfered bottom fixing



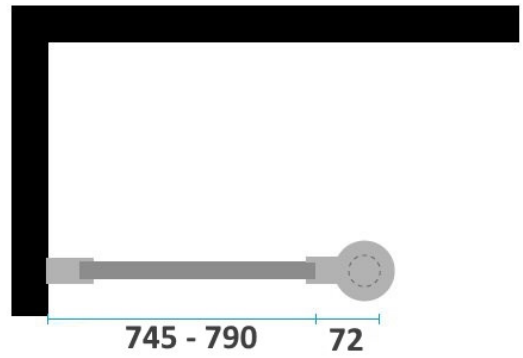
Slide the top cover up to the ceiling rose & turn anti-clockwise to lock



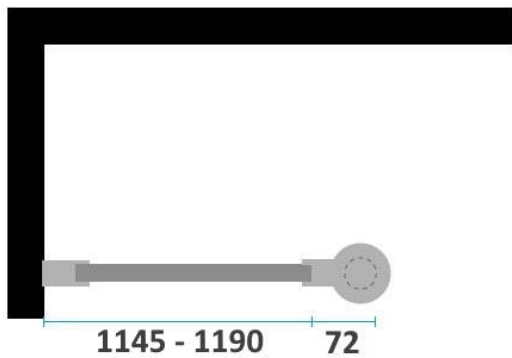
Ensure the rubber spacers are inserted in the lugs & secure to the shower screen.



**GD53 8mm Glass Screen 700 / Adjustment: 645-690mm
+ 72mm Opulence Support Pole.
Select handing on installation.**



**GD53 8mm Glass Screen 800 / Adjustment: 745-790mm
+ 72mm Opulence Support Pole.
Select handing on installation.**



**GD53 8mm Glass Screen 1200 / Adjustment: 1145-1190mm
+ 72mm Opulence Support Pole.
Select handing on installation.**

Product Options

config_fh_front_fixed_panel	Price Inc. VAT
400 / ADJ 345-390	£508.80
700 / ADJ 645-690	£535.20
800 / ADJ 745-790	£555.60
900 / ADJ 845-890	£566.40
1000 / ADJ 945-990	£571.20
1200 / ADJ 1145-1190	£619.20

Additional Options

Wall profile compensator	Square profile - Shower trays	£0.00
Optional - Screen bracing support	45 Deg Stabiliser Wall Bracket	£18.51

Description

The GD53 is a full height glass shower tray panel from the Contour Opulence range, with a fixed full height cut-to-length floor to ceiling stainless steel Grab Pole for added user safety that offsets from the screen edge by 40mm.

It features 8mm thick toughened safety glass with Easy Clean glass coating, designed to reduce staining and help keep the enclosure looking fresh.

Choice of size, the screens come with a wall support for shower trays.

The 32mm diameter stainless steel floor to ceiling Grab Pole is supplied in a 2.5m length, that can be cut to size.

Key benefits:

- For a modern and minimalist walk-in shower experience
- Full height fixed wet room panel
- 8mm thick toughened clear glass
- Easy clean glass coating keeps both sides of the glass looking like new
- Chrome plated, solid brass fittings
- Supplied with a telescopic, wall fixed tie bar that can be adjusted between 700 - 1200mm as standard
- Screens not handed. Handing determined on installation
- Can be used on any shower tray with a 40mm flat perimeter
- 40mm gap between Grab Pole and Screen Edge

- Choice of widths

Optional - Wall support:

- For increased stability - 45° wall support

Wall profile options:

- Aluminium satin chrome compensator with 55mm adjustment for out of true walls
- Wall profile for shower trays

Technical details:

- Glass screen height (mm): 1900
- Overall height with tie bar attached (mm): 1920
- Thickness of clear toughened safety glass (mm): 8
- Choice of actual screen widths - 400, 700, 800, 900, 1000 and 1200mm
- Glass tested to EN 14428 tested
- 100% recyclable

Floor to ceiling Grab Pole:

- UKCA & CE approved
- Grab pole overall offset from end of glass screen edge (mm): 72
- Gap between Grab Pole and screen edge (mm): 40
- Internal fixing for shower trays
- External ceiling fixing diameter shroud (mm): 80
- Solid brass, chrome plated lugs accept the 8mm shower screen
- Connects to the glass screen for additional stability
- 32mm dia. stainless steel pole, supplied length (mm): 2500mm
- Can be cut to required height (cut from the top down)

Warranty:

- Manufacturer lifetime guarantee

Manufacturer product codes:

- GD53-40, GD53-70, GD53-80, GD53-90, GD53-10, GD53-12, GD-GP,

Additional Information

Manufacturer	AKW / Contour
Height (mm)	1900
Shape	Inline & Corner
For Installation On	Shower Trays Only
Glass Thickness (mm)	8
Glazing	Clear - Toughened Safety Glass (TSG)
Finish	Polished Chrome