



Independent 4 Life

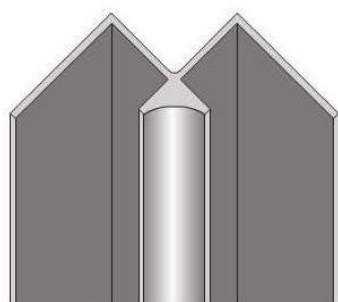
# Showerwall Internal Corner Trim - 2450mm Length - Satin Silver Finish

£22.08 Inc. VAT

Product Code: SHWL-021

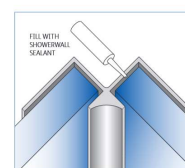
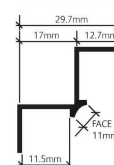
## Product Images

Internal Corner

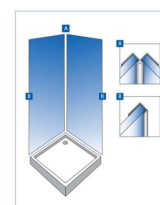


Satin Silver

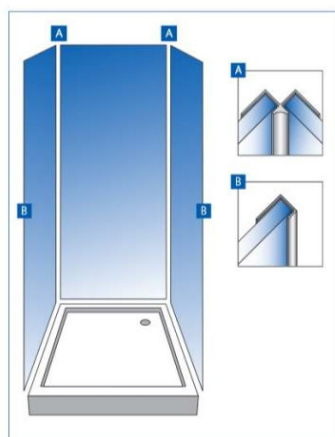
Internal Corner



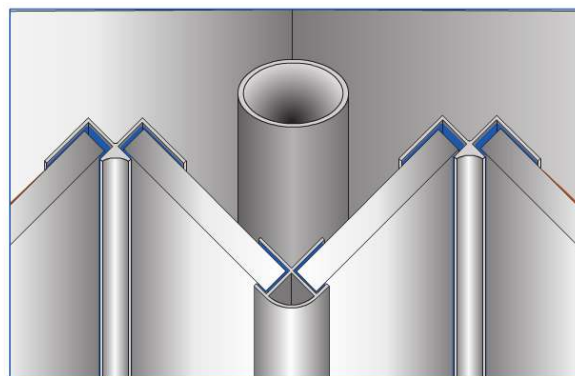
Internal corner trim  
2450mm. Used on all internal 90° corners.  
Seal with Showerwall sealant.



2-sided shower system



3-sided shower system



Ensure all trims are fixed with Showerwall adhesive and the trim recess' are filled with Showerwall sealant prior to installing the panel sections.

## Description

The Internal Corner aluminium extrusion with Satin Silver finish for use with the Showerwall range of decorative waterproof panels for shower and bathroom applications.

Use for creating a waterproof 90°C internal corner, requires Showerwall Sealant (order separately).

### Examples of application:

- 1 x Internal Corner – For joining 2 panels at a corner to create a 2 sided corner shower system
- 2 x Internal Corners – For joining 3 panels at a corner to create a 3 sided alcove shower system

### Technical information:

- 1 x 2450mm length
- Satin Silver finish
- A Mitre box should be used to cut trims
- Once installed – 11mm wide exposed face visible
- Showerwall panels should be installed with Showerwall Sealant – White or translucent (order separately) as per Showerwall Installation instructions.
- Trims protect sharp edges of Showerwall panels and provide a smart decorative finish

### Also available in 4 other finishes:

- Antique Gold (Product Code: SHWL-018)
- Black Silk (Product Code: SHWL-019)
- Bright Silver (Product Code: SHWL-020)
- White Gloss (Product Code: SHWL-022)

### Shipping:

- Please note: All Showerwall products trims and panels are subject to a shipping charge, dependant on Postcode which will be calculated at Checkout

# Additional Information

---

Manufacturer	Showerwall
Component	Aluminium Internal Corner
Trim Colour	Satin Silver