



Independent 4 Life

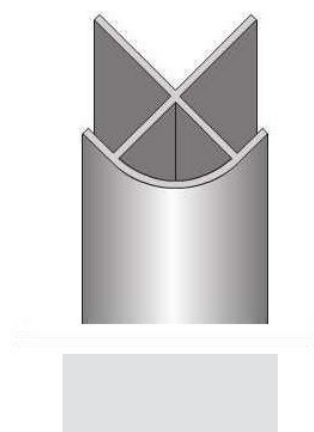
Showerwall External Corner Trim - 2450mm Length - Satin Silver Finish

£25.37 Inc. VAT

Product Code: SHWL-016

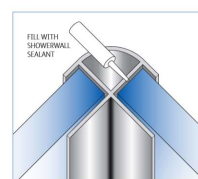
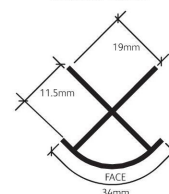
Product Images

External Corner

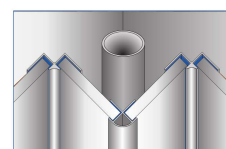


Satin Silver

External Corner



External corner trim 2450mm. Used on external 90° corners. Seal with Showerwall sealant.



Ensure all trims are fixed with Showerwall adhesive and the trim recesses are filled with Showerwall sealant prior to installing the panel sections.

Description

The External Corner aluminium extrusion with Satin Silver finish for use with the Showerwall range of decorative waterproof panels for shower and bathroom applications.

Use for creating a waterproof 90°C external corner, requires Showerwall Sealant (order separately).

Example of application:

- 1 x External Corner – For joining 2 panels at a corner to create a pipe box cover, with 2 x Internal Corners (order separately)

Technical information:

- 1 x 2450mm length
- Satin Silver finish
- A Mitre box should be used to cut trims
- Once installed – 34mm curved exposed face visible
- Showerwall panels should be installed with Showerwall Sealant – White or Clear (order separately) as per Showerwall Installation instructions.
- Trims protect sharp edges of Showerwall panels and provide a smart decorative finish

Also available in 4 other finishes:

- Antique Gold – (Product Code: SHWL-013)
- Black Silk – (Product Code: SHWL-014)
- Bright Silver – (Product Code: SHWL-015)
- White Gloss – (Product Code: SHWL-017)

Shipping:

- Please note: All Showerwall products trims and panels are subject to a shipping charge, dependant on Postcode which will be calculated at Checkout

Additional Information

Manufacturer	Showerwall
Component	Aluminium External Corner
Trim Colour	Satin Silver