




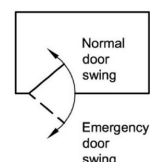
Independent 4 Life

Royde & Tucker Double Action Pivot Door Set, 80kg ADJ Top Centre & Floor Mounted Pivot - Satin SS

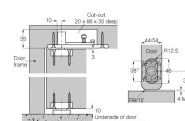
£121.33 Inc. VAT

Product Code: H131-452

Product Images



Royde & Tucker H131-452 HI-LDAD pivot set



"See PDF data sheet - Download for more information"





Description

This floor mounted pivot hinge set from Royde & Tucker allows doors to swing in either direction.

Constructed from satin stainless steel, includes floor mounting door bottom pivot, top centre and door brackets.

British made to ensure quality.

Key benefits:

- Allows doors to swing in either direction
- Door plates radii for easy preparation
- Bottom bracket is floor mounted and does not protrude beyond the door edge
- Top and bottom door plates have HI-LOAD maintenance free oil impregnated bronze bearings
- Maintenance free - 25 year manufacturer guarantee
- Satin stainless steel - grade 304

Technical details:

- Adjustable top centre and floor mounted pivot
- Allows +/-5.5mm lateral adjustment at head and base of the door
- Minimum door thickness 44mm
- For medium duty for internal doors weighing up to 80kg
- Maximum door width 1100mm
- 44mm thick doors require R9 radius on pivot edge
- 54mm thick doors require R15 radius on pivot edge
- Bottom bracket is frame mounted

Parts supplied:

- 2 x Adjustable door brackets
- 1 x Top frame bracket (adjustable)

- 1 x Bottom floor mounting pivot bracket
- 8 x 1-1/4" x No. 10 Woodscrews
- 6 x 1-1/4" x No. 8 Woodscrews
- 1 x Allen Key for adjustable frame bracket
- Installation Instructions

Warranty:

- 25-year manufacturer warranty

Note:

- Adjustable door pivots are NOT suitable for Fire Doors. Use Product Code: H131-401 as an alternative 120kg version, that is suitable for use on FD30 and FD60 Fire Doors

Recommended accessories:

- Emergency release door stop - prevents pivot swing except in cases of emergency
- Brush strips - it is recommended that both lock and hinge stiles are brush stripped for privacy

Additional Information

Manufacturer	Royde & Tucker
Max. Load (kg)	80
Suitable For FD30 / FD60 Fire Doors	No