




Independent 4 Life

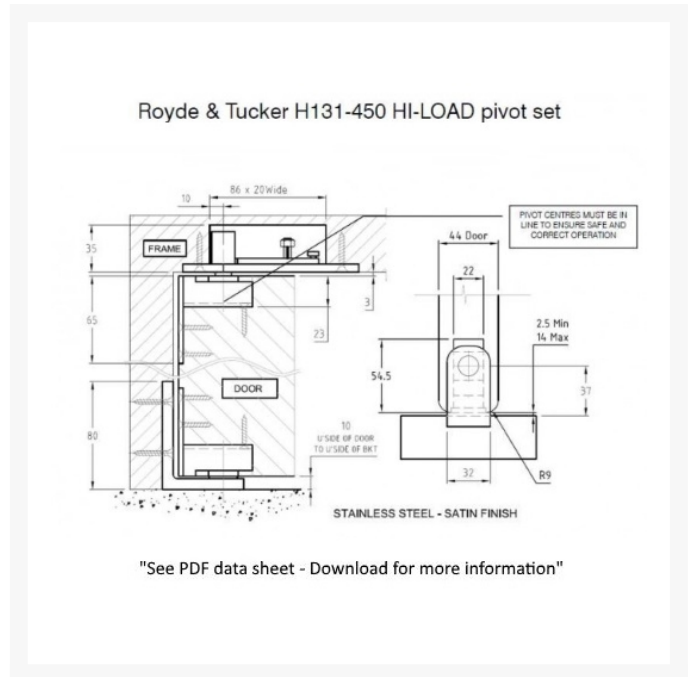
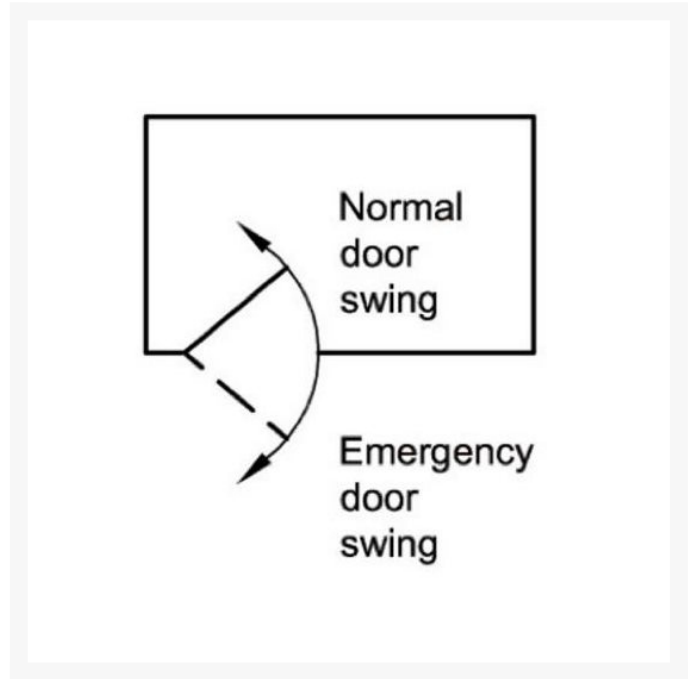
Royde & Tucker Double Action Pivot Door Set, 80kg ADJ Top Centre & Bottom Pivot - Satin SS

£121.33 Inc. VAT

Product Code: H131-450

Product Images





Description

Pivot hinge set from Royde & Tucker that allows a door to swing in either direction.

This version is suitable for medium duty internal doors, adjustable top centre and bottom pivot with a maximum door weight of 80kg. Constructed from satin stainless steel.

Key benefits:

- Adjustable top centre and bottom pivot
- Allows doors to swing in either direction
- Door plates radii for easy preparation
- Bottom bracket is frame mounted

- Perfect for medium duty internal doors
- Top and bottom plates have HI-LOAD maintenance free oil impregnated bronze bearings
- Set includes door bottom pivot, top centre, door brackets and screws
- Maintenance free - manufacturer's guarantee of 25 years
- Satin Stainless steel - grade 304

Technical details:

- Adjustable top centre and bottom pivot
- Allows +/- 5.5mm lateral adjustment at head and base of door
- Minimum door thickness 44mm
- To suit doors up to 80kg
- Maximum door width 1100mm
- 44mm thickness doors require R9 radius on pivot edge
- 54mm thick doors require R15 radius on pivot edge

Parts supplied:

- 2 x Adjustable door bracket
- 1 x Top frame bracket
- 1 x Frame mounting bottom pivot bracket
- 8 x 1-1/4" x No. 10 Woodscrews
- 6 x 1-1/4" x No. 8 Woodscrews
- 1 x Allen Key for adjusting frame brackets and top bracket
- Installation Instructions

Warranty:

- 25-year manufacturer warranty

Note:

- Adjustable door pivots are NOT suitable for Fire Doors. Use Product Code: H131-400 as an alternative, that is suitable for use on FD30 / FD60 Fire Doors

Also available separately:

- Emergency release door stop - prevents pivot swing except in cases of emergency
- Brush strips - it is recommended that both lock and hinge stiles are brush stripped for privacy
- Non-adjustable alternative see Product Code: H131-400

Additional Information

Manufacturer	Royde & Tucker
Max. Load (kg)	80
Suitable For FD30 / FD60 Fire Doors	No