



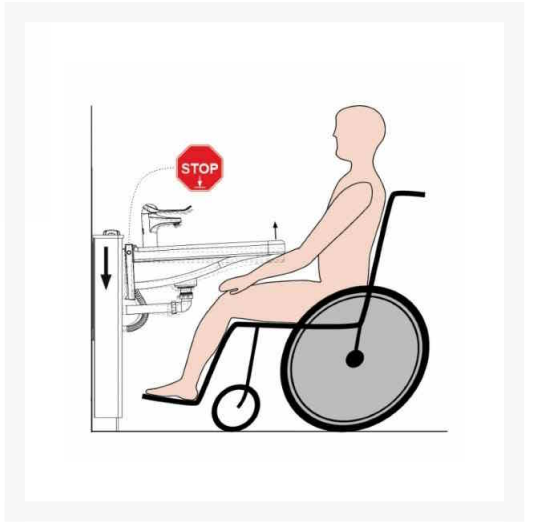


Independent 4 Life

£5,636.52 Inc. VAT

Granberg Designline 417-11-05-10 Electric WB Lift, Waste Kit, Mirror, 3x LED's - OPT Control, Safety System, Taps & Flexible Hoses - Black

Product Code: 417-11-05-10

Product Images







Additional Options

Product Code / Optional control upgrade	425-410 / Standard corded hand control	£0.00
	61385 / Handheld remote control (single channel)	£337.50
Product Code / Optional safety stop upgrade	425-401 / Safety stop system	£406.80
Product Code / Optional Mixer Tap & Hoses	425-105 / FMM Tap, 150mm lever, (Not UK - WRAS or TMV approved), 2x 500mm PEX flexible hoses	£293.40
	425-106 / FMM Tap, 150mm lever, 1.5m hose hand shower (Not UK - WRAS or TMV approved)	£468.90
	425-110 / FMM Infrared tap, 6V battery (Not UK - WRAS or TMV approved)	£414.00
	IT1005CP-F / Inta Tap, 140mm lever (TMV & WRAS approved), 2x 500mm PEX flexible hoses	£195.41
	IT1006CP-F / Inta Tap, 190mm lever (TMV & WRAS approved), 2x 500mm PEX flexible hoses	£215.28

Description

The Granberg Designline 417 is an electric washbasin lift with integrated mirror with LED lighting above.

Stylish and discreet, the entire system moves to the required height using the corded hand control, which can be complimented with an optional handheld remote control.

This version comes in a modern black finish with the 425-011 washbasin.

- Complete height adjustable basin system with mirror, lighting and basin
- 250mm continuously variable height
- Electric operation with corded hand control, optional handheld radio control (Product Code: 61385)
- Black laminate surround with solid oiled oak canopy and 3 x recessed LED spotlights
- Mirror and lighting move in tandem with the basin
- Compact washbasin for children or confined spaces
- Depth of leg room under the washbasin (mm): 445
- Plumbing connections are elegantly concealed in the lifting unit

Includes:

- Designline 417 Washbasin lift with mirror and lighting
- 425-410 Corded hand control
- 425-011 Porcelain washbasin with overflow and plug
- 425-331 Flexible drain hose with water trap

Optional safety system:

- 425-401 Safety stop switch - prevents the descent of the lift in the event of an obstruction
- Note: If selecting the optional handheld radio control, the safety switch is recommended

Optional taps with 2x 500mm PEX flexible hoses:

- Granberg FMM 425-105 basin mixer tap (Shown product images), 150mm lever and PEX hoses
- Granberg FMM 425-106 basin mixer tap, 150mm lever, 1.5m hose hand shower and PEX hoses
- Granberg FMM 425-110 infrared basin mixer tap (6V battery), temperature control and PEX hoses
- Please note: The FMM taps are not UK - TMV rated or WRAS approved for commercial applications
- Inta IT1005CP Sequential TMV3 mixer tap, 140mm lever and PEX hoses - (WRAS Approved)

Technical details:

- Total width (mm): 715
- Total depth (mm): 567
- Total height (mm): 1770-2020 (250mm adjustable)
- Height of mirror (mm): 1000
- Width of mirror (mm): 600
- Width of washbasin (mm): 600
- Depth of basin (mm): 445
- Distance from front edge to tap lever (mm): 225
- Height from top of basin to floor (mm): 670-920 (adjustable)
- Speed of operation: 18mm / sec
- Lifting force (kg): 100
- Max. basin load (kg): 50
- Wired hand controller, IP65 rated, with support hook
- Electrical connection: Plug to 230 V, max 1.5A
- Note: If ordering the optional handheld remote control a double plug socket is required
- Enclosure IP-class: IPX4

Material:

- Back panel: Plywood coated with high-pressure Black laminate (Formica 2253, black)
- Mirror: 1000 x 600 x 4mm silver-backed float glass with ground edges incl. mirror clips
- Mounting cover: White plastic
- Safety switches and other metal parts: Powder-coated steel sheet

Lighting technical details:

- Lighting: Solid oiled oak with 3 x recessed spotlights (connected to external power switch)
- Spotlights: LED 3W, 3000K
- Transformer: Primary (in) 230V, Secondary (out) 12V

Warranty:

- 2 year manufacturer warranty

Please note:

- The junior washbasin in the main product image has been replaced with the basin shown in the installed examples

Additional Information

Manufacturer	Granberg
Bracket Range	Granberg DESIGNLINE 417
Bracket Operation	Electric
Bracket Adjustment	Wired Hand Control & or Remote Control
Height Adjustment (mm)	250
For Wash Basin Range	BASICLINE 425-011
Bracket Mounting	Floor & Wall
Safety Stop	Optional